

April 2025



LIFE marketers

Call us!
804-897-5446

Fixed Indexed Annuities

Bonus FIAs

Revol One Enduris 10 Bonus

16% premium bonus
10 Year Surrender

EquiTrust Life's Market Power Bonus FIA

12% Premium Bonus vested day one!
14 year surrender
10 year surrender in select states.

Nassau Bonus Annuity Plus 10

18% Premium bonus with annual fee

North American Charter Plus 10

12% Premium Bonus
Up to 20% with EBR Rider
A+ Rated by AM Best

Ibexis WealthDefender Bonus 10

14% Premium bonus
21% Premium bonus with 0.85% rider charge
A- Rated with AM Best

Ibexis FIA Plus

5-Year FIA with 8% Premium Bonus
7-Year FIA with 11% Premium Bonus
10-Year FIA with 16% Premium Bonus

Athene Performance Elite 10

14% Premium Bonus (Most States)
A+ Rated by AM BEST
Up to 20% Premium Bonus with PLUS rider (Most States)

GILICO WealthChoice 10 with Premium Bonus

10% Premium Bonus
A- Rated by AM Best

F&G Performance Pro

15% Premium Bonus
'A' Rated with AM Best

Income FIAs

National Life Group Income Driver

25% Rider bonus!
10% Roll Up Rate!
A+ Rated by AM Best
7 or 10 Year Surrender Charge Period

EquiTrust MarketEarly

15% Rider Bonus
7% Roll Up Years 1-5
ADL-Based Enhanced Income Withdrawals

Global Atlantic Income 150+ SE

20% Rider Bonus
'A' Rated Carrier by AM BEST
ADL Based Income Doubler

Prudential Surepath Income

'A+' Rated by AM BEST
10% Rider Bonus
8.00% Roll Up Rate

Annuity Incentives

EquiTrust Life

Writing agents earn an extra 1% commission on applications received through March 31, 2025. Eligible with FIAs, Bridge, and WealthMax Bonus Life.

North American

0.50% Additional compensation with \$2.5 mm of FIA Premium!
1.00% Additional compensation with \$5mm of FIA Premium! Up to 1.50% Available!

Athene

Agents can receive 50 bps additional commission on all FIA sales through March 31.



LIFE marketers

Fixed Indexed Annuities

Carrier / Product Name	AM Best	Max Issue Age	Min Premium	Premium Type	Premium Bonus	Product Fee	Any Annual P-to-P Cap	Base Rate	Free Withdrawal Yr 1 Yr 2+	SC Years	Riders	Commission
Allianz Life Insurance Company of North America AM Best: A+ Last Rate Change 4/1/2025												
ALLIANZ LIFE INS. CO. OF NORTH AMERICA Allianz 222 Annuity MVA PRL	A+	80	20,000	FPA 2				2.80	0% / 10%	10 yrs	Included	0-75: 7.00+ 76-80: 5.00+
ALLIANZ LIFE INS. CO. OF NORTH AMERICA Allianz 360 Annuity MVA PRL	A+	80	20,000	FPA 2			3.50	2.00	0% / 10%	10 yrs	Optional	0-75: 7.00+ 76-80: 5.00+
ALLIANZ LIFE INS. CO. OF NORTH AMERICA Allianz Accumulation Advantage MVA, STEP RATE <i>Low Band</i> PRL	A+	80	20,000	FPA 2			6.25	7.30 3.80	0% / 10%	10 yrs		0-75: 7.00+ 76-UP: 5.00+
ALLIANZ LIFE INS. CO. OF NORTH AMERICA Allianz Accumulation Advantage MVA, STEP RATE <i>High Band</i> PRL	A+	80	100,000	FPA 2			8.00	7.80 4.30	0% / 10%	10 yrs		0-75: 7.00+ 76-UP: 5.00+
ALLIANZ LIFE INS. CO. OF NORTH AMERICA Allianz Accumulation Advantage + MVA <i>Low Band</i> PRL	A+	80	20,000	FPA 2	14.00			2.50	0% / 10%	10 yrs		0-75: 7.00+ 76-UP: 5.00+
GUARANTY INCOME LIFE Allianz Accumulation Advantage + MVA <i>High Band</i> PRL	A+	80	100,000	FPA 2	14.00			3.00	0% / 10%	10 yrs		0-75: 7.00+ 76-UP: 5.00+
THE UNITED STATES LIFE INS. CO. (NY) Allianz Accumulation Advantage 7 MVA <i>Low Band</i> PRL	A+	85	20,000	FPA 2			6.75	4.30 MYG	0% / 10%	7 yrs		0-75: 5.50+ 76-UP: 4.00+
ALLIANZ LIFE INS. CO. OF NORTH AMERICA Allianz Accumulation Advantage 7 MVA <i>High Band</i> PRL	A+	85	100,000	FPA 2			9.25	4.80 MYG	0% / 10%	7 yrs		0-75: 5.50+ 76-UP: 4.00+
ALLIANZ LIFE INS. CO. OF NORTH AMERICA Allianz Benefit Control MVA PRL	A+	80	20,000	FPA 2				2.60	0% / 10%	10 yrs	Optional	0-75: 7.00+ 76-UP: 5.00+
AXONIC INSURANCE SERVICES Allianz Core Income 7 Annuity MVA PRL	A+	80	10,000	1 Year or Less			4.25	2.70	0% / 10%	7 yrs	Included	0-75: 5.50+ 76-UP: 4.00+
American Equity Investment Life Insurance Company AM Best: A Last Rate Change 3/12/2025												
AMER. EQUITY INVESTMENT LIFE INS. CO. AssetShield 10 MVA	A	80	5,000	FPA			12.00	4.00	Int / 10%	10 yrs		18-75: 7.00+ 76-UP: 5.25+
AMER. EQUITY INVESTMENT LIFE INS. CO. AssetShield 5 MVA	A	85	5,000	FPA			10.00	3.75	Int / 10%	5 yrs		18-75: 3.75+ 76-80: 2.81+ 81-UP: 1.88+
AMER. EQUITY INVESTMENT LIFE INS. CO. AssetShield 7 MVA	A	85	5,000	FPA			11.00	4.00	Int / 10%	7 yrs		18-75: 4.50+ 76-80: 3.38+ 81-UP: 2.25+

Fixed Indexed Annuities

Carrier / Product Name	AM Best	Max Issue Age	Min Premium	Premium Type	Premium Bonus	Product Fee	Any Annual P-to-P Cap	Base Rate	Free Withdrawal Yr 1 Yr 2+	SC Years	Riders	Commission
AMER. EQUITY INVESTMENT LIFE INS. CO. AssetShield 9 Bonus CA MVA	A	80	5,000	FPA	14.00		6.00	2.00	Int / 10%	9 yrs		18-75: 7.00+ 76-UP: 5.25+
AMER. EQUITY INVESTMENT LIFE INS. CO. AssetShield 9 CA MVA	A	80	5,000	FPA			12.00	4.00	Int / 10%	9 yrs		18-75: 7.00+ 76-UP: 5.25+
AMER. EQUITY INVESTMENT LIFE INS. CO. AssetShield Bonus 10 MVA	A	80	5,000	FPA	14.00		6.00	2.00	Int / 10%	10 yrs		18-75: 7.00+ 76-UP: 5.25+
AMER. EQUITY INVESTMENT LIFE INS. CO. BalanceShield 10 MVA	A	80	10,000	Single				4.05	0% / 10%	10 yrs		17-75: 7.00+ 76-80: 5.25+
AMER. EQUITY INVESTMENT LIFE INS. CO. California IncomeShield 7 MVA	A	80	5,000	FPA			4.50	1.70	Int / 10%	7 yrs	Included	40-75: 5.00+ 76-81: 3.75+
AMER. EQUITY INVESTMENT LIFE INS. CO. California IncomeShield 9 MVA	A	80	5,000	FPA	10.00		8.00	2.10	Int / 10%	9 yrs		18-75: 7.00+ 76-UP: 5.45+
AMER. EQUITY INVESTMENT LIFE INS. CO. California IncomeShield 9 w/ LIBR MVA	A	80	5,000	FPA	10.00		7.50	2.00	Int / 10%	9 yrs	Included	18-75: 7.00+ 76-UP: 5.45+
AMER. EQUITY INVESTMENT LIFE INS. CO. EstateShield 10 MVA	A	75	5,000	1 Year or Less			4.25	2.00	0% / 10%	10 yrs	Multiple	40-UP: 7.00+
AMER. EQUITY INVESTMENT LIFE INS. CO. EstateShield 9 CA MVA	A	75	5,000	1 Year or Less			4.25	2.00	0% / 10%	9 yrs	Multiple	40-UP: 7.00+
AMER. EQUITY INVESTMENT LIFE INS. CO. IncomeShield 10 MVA	A	80	5,000	FPA	10.00		8.00	2.10	Int / 10%	10 yrs		18-75: 7.00+ 76-UP: 5.45+
AMER. EQUITY INVESTMENT LIFE INS. CO. IncomeShield 10 with a LIBR MVA	A	80	5,000	FPA	10.00		7.50	2.00	Int / 10%	10 yrs	Included	18-75: 7.00+ 76-UP: 5.45+
AMER. EQUITY INVESTMENT LIFE INS. CO. IncomeShield 7 MVA	A	80	5,000	FPA			4.50	1.70	Int / 10%	7 yrs	Included	40-75: 5.00+ 76-UP: 3.75+
American General Life Insurance Company AM Best: A Last Rate Change 4/7/2025												
AMERICAN GENERAL LIFE INS. CO. Power 10 Protector MVA Low Band	A	75	25,000	Single			9.00	4.55	0% / 10%	10 yrs		18-75: 7.00+
AMERICAN GENERAL LIFE INS. CO. Power 10 Protector MVA High Band	A	75	100,000	Single			10.00	4.80	0% / 10%	10 yrs		18-75: 7.00+
AMERICAN GENERAL LIFE INS. CO. Power 10 Protector Plus Income MVA Low Band	A	75	25,000	Single			4.25	2.40	0% / 10%	10 yrs	Included	50-75: 7.00+
AMERICAN GENERAL LIFE INS. CO. Power 10 Protector Plus Income MVA High Band	A	75	100,000	Single			5.25	2.65	0% / 10%	10 yrs	Included	50-75: 7.00+
AMERICAN GENERAL LIFE INS. CO. Power 5 Protector MVA High Band	A	85	100,000	Single			10.00	4.70	0% / 10%	5 yrs		18-80: 3.75+ 81-85: 1.25+

Fixed Indexed Annuities

Carrier / Product Name	AM Best	Max Issue Age	Min Premium	Premium Type	Premium Bonus	Product Fee	Any Annual P-to-P Cap	Base Rate	Free Withdrawal Yr 1 Yr 2+	SC Years	Riders	Commission
AMERICAN GENERAL LIFE INS. CO. Power 5 Protector MVA <i>Low Band</i>	A	85	25,000	Single			9.00	4.45	0% / 10%	5 yrs		18-80: 3.75+ 81-85: 1.25+
AMERICAN GENERAL LIFE INS. CO. Power 7 Protector MVA <i>Low Band</i>	A	85	25,000	Single			9.00	4.50	0% / 10%	7 yrs		18-80: 5.00+ 81-85: 2.75+
AMERICAN GENERAL LIFE INS. CO. Power 7 Protector MVA <i>High Band</i>	A	85	100,000	Single			10.00	4.75	0% / 10%	7 yrs		18-80: 5.00+ 81-85: 2.75+
AMERICAN GENERAL LIFE INS. CO. Power 7 Protector Plus Income MVA <i>Low Band</i>	A	80	25,000	Single			4.00	2.15	0% / 10%	7 yrs	Included	50-80: 5.00+
AMERICAN GENERAL LIFE INS. CO. Power 7 Protector Plus Income MVA <i>High Band</i>	A	80	100,000	Single			5.00	2.40	0% / 10%	7 yrs	Included	50-80: 5.00+
American National Insurance Company AM Best: A Last Rate Change 4/11/2025												
AMERICAN NATIONAL INSURANCE CO. Rate Certainty Annuity 10 MVA	A	85	5,000 QL 10,000 NQ	Single				3.50 MYG	10% / 10%	10 yrs		0-75: 8.00+ 76-80: 5.75+ 81-85: 4.75+
AMERICAN NATIONAL INSURANCE CO. Rate Certainty Annuity 20 MVA	A	50	5,000 QL 10,000 NQ	Single				3.50 MYG	10% / 10%	20 yrs		0-50: 9.00+
AMERICAN NATIONAL INSURANCE CO. Rate Certainty Annuity 7 MVA	A	85	5,000 QL 10,000 NQ	Single				3.50 MYG	10% / 10%	7 yrs		0-75: 7.75+ 76-80: 5.50+ 81-85: 4.50+
AMERICAN NATIONAL INSURANCE CO. Strategy Indexed Annuity PLUS 10 MVA	A	80	5,000 QL 10,000 NQ	FPA	1.00		8.00	3.50	10% / 10%	10 yrs	Optional	0-75: 7.00+ 76-UP: 5.50+
AMERICAN NATIONAL INSURANCE CO. Strategy Indexed Annuity PLUS 10 CA/OR MVA	A	80	5,000 QL 10,000 NQ	FPA	1.00		9.00	3.50	10% / 10%	10 yrs	Optional	0-75: 7.00 76-UP: 5.50
AMERICAN NATIONAL INSURANCE CO. Strategy Indexed Annuity PLUS 7 MVA	A	80	5,000 QL 10,000 NQ	FPA	10.00		6.00	3.00	10% / 10%	7 yrs	Optional	0-75: 5.00+ 76-UP: 4.00+
AMERICAN NATIONAL INSURANCE CO. Strategy Indexed Annuity PLUS 7 CA/OR MVA	A	80	5,000 QL 10,000 NQ	FPA	10.00		6.00	3.00	10% / 10%	7 yrs	Optional	0-75: 5.00 76-UP: 4.00
American National Life Insurance Company of NY AM Best: A Last Rate Change 4/14/2025												
AMER. NATL. LIFE INS. CO. OF NY Strategy Indexed Annuity PLUS 10 NY	A	80	5,000 QL 10,000 NQ	Single				3.10	10% / 10%	10 yrs		0-75: 5.00+ 76-UP: 3.50+
AMER. NATL. LIFE INS. CO. OF NY Strategy Indexed Annuity PLUS 7 NY	A	80	5,000 QL 10,000 NQ	Single				3.00	10% / 10%	7 yrs		0-75: 3.00+ 76-80: 2.00+
Aspida AM Best: A- Last Rate Change 3/18/2025												
ASPIDA Synergy Choice Bonus 10 MVA <i>Low Band</i>	A-	80	25,000	Single	12.00 to 15.00		5.00	2.25	0% / 10%	10 yrs		18-75: 6.75+ 76-80: 4.50+

Fixed Indexed Annuities

Carrier / Product Name	AM Best	Max Issue Age	Min Premium	Premium Type	Premium Bonus	Product Fee	Any Annual P-to-P Cap	Base Rate	Free Withdrawal Yr 1 Yr 2+	SC Years	Riders	Commission
ASPIDA Synergy Choice Bonus 10 MVA <i>High Band</i>	A-	80	100,000	Single	12.00 to 15.00		6.00	2.50	0% / 10%	10 yrs		18-75: 6.75+ 76-80: 4.50+
ASPIDA Synergy Choice Bonus 10 CA MVA <i>Low Band</i>	A-	80	25,000	Single	10.00		6.00	2.40	0% / 10%	10 yrs		18-75: 6.75+ 76-UP: 4.50+
ASPIDA Synergy Choice Bonus 10 CA MVA <i>High Band</i>	A-	80	100,000	Single	10.00		7.00	2.65	0% / 10%	10 yrs		18-75: 6.75+ 76-UP: 4.50+
ASPIDA Synergy Choice Bonus 5 MVA <i>Low Band</i>	A-	85	25,000	Single	5.00 to 8.00		6.50	2.50	0% / 10%	5 yrs		18-75: 4.50+ 76-80: 3.00+ 81-UP: 2.50+
ASPIDA Synergy Choice Bonus 5 MVA <i>High Band</i>	A-	85	100,000	Single	5.00 to 8.00		9.00	2.75	0% / 10%	5 yrs		18-75: 4.50+ 76-80: 3.00+ 81-UP: 2.50+
ASPIDA Synergy Choice Bonus 5 CA MVA <i>Low Band</i>	A-	85	25,000	Single	5.00 to 8.00		6.00	2.35	0% / 10%	5 yrs		18-75: 4.50+ 76-80: 3.00+ 81-UP: 2.50+
ASPIDA Synergy Choice Bonus 5 CA MVA <i>High Band</i>	A-	85	100,000	Single	5.00 to 8.00		7.00	2.60	0% / 10%	5 yrs		18-75: 4.50+ 76-80: 3.00+ 81-UP: 2.50+
ASPIDA Synergy Choice Income MVA <i>Low Band</i>	A-	80	25,000	Single			5.00	2.50	0% / 10%	10 yrs	Included	18-75: 6.75+ 76-80: 4.50+
ASPIDA Synergy Choice Income MVA <i>High Band</i>	A-	80	100,000	Single			6.00	2.75	0% / 10%	10 yrs	Included	18-75: 6.75+ 76-80: 4.50+
ASPIDA Synergy Choice Max 10 MVA <i>Low Band</i>	A-	85	25,000	Single			12.00	3.75	0% / 10%	10 yrs		18-75: 6.75+ 76-80: 4.50+ 81-UP: 3.00+
ASPIDA Synergy Choice Max 10 MVA <i>High Band</i>	A-	85	100,000	Single			17.00	4.00	0% / 10%	10 yrs		18-75: 6.75+ 76-80: 4.50+ 81-UP: 3.00+
ASPIDA Synergy Choice Max 5 MVA <i>Low Band</i>	A-	90	25,000	Single			12.00	3.75	0% / 10%	5 yrs		18-75: 4.50+ 76-80: 2.50+ 81-UP: 1.50+
ASPIDA Synergy Choice Max 5 MVA <i>High Band</i>	A-	90	100,000	Single			17.00	4.00	0% / 10%	5 yrs		18-75: 4.50+ 76-80: 2.50+ 81-UP: 1.50+
ASPIDA WealthLock Accumulator 10 MVA <i>Low Band</i>	A-	85	25,000	Single			10.00	3.75	0% / 10%	10 yrs		18-75: 7.00+ 76-90: 4.75+

Fixed Indexed Annuities

Carrier / Product Name	AM Best	Max Issue Age	Min Premium	Premium Type	Premium Bonus	Product Fee	Any Annual P-to-P Cap	Base Rate	Free Withdrawal Yr 1 Yr 2+	SC Years	Riders	Commission
SYMETRA LIFE INSURANCE COMPANY WealthLock Accumulator 10 MVA <i>High Band</i>	A-	85	100,000	Single			11.00	4.00	0% / 10%	10 yrs		18-75: 7.00+ 76-90: 4.75+
ASPIDA WealthLock Accumulator 5 MVA <i>Low Band</i>	A-	90	25,000	Single			10.00	3.75	0% / 10%	5 yrs		18-75: 4.50 76-90: 2.50
RELIANCE STANDARD LIFE WealthLock Accumulator 5 MVA <i>High Band</i>	A-	90	100,000	Single			11.00	4.00	0% / 10%	5 yrs		18-75: 4.50 76-90: 2.50
OCEANVIEW LIFE AND ANNUITY WealthLock Accumulator 7 MVA <i>Low Band</i>	A-	90	25,000	Single			10.00	3.75	0% / 10%	7 yrs		18-75: 5.50+ 76-90: 3.50+
ASPIDA WealthLock Accumulator 7 MVA <i>High Band</i>	A-	90	100,000	Single			11.00	4.00	0% / 10%	7 yrs		18-75: 5.50+ 76-90: 3.50+
Athene IA AM Best: A+ Last Rate Change 3/21/2025												
ATHENE IA AccuMax 7 MVA <i>Low Band</i>	A+	83	10,000	Single				3.20 MYG	10% / 10%	7 yrs		0-70: 5.00+ 71-75: 4.50+ 76-80: 3.50+ 81-UP: 3.00+
OXFORD LIFE INSURANCE COMPANY AccuMax 7 MVA <i>High Band</i>	A+	83	100,000	Single				3.50 MYG	10% / 10%	7 yrs		0-70: 5.00+ 71-75: 4.50+ 76-80: 3.50+ 81-UP: 3.00+
ATHENE IA Agility 10 MVA	A+	80	10,000	Single			5.25	2.95	10% / 10%	10 yrs	Included	0-70: 6.50+ 71-75: 6.00+ 76-80: 5.50+
ATHENE IA Agility 10 CA MVA	A+	80	10,000	Single			5.25	2.95	10% / 10%	10 yrs	Included	0-70: 6.50+ 71-75: 6.00+ 76-80: 5.50+
ATHENE IA Agility 7 MVA	A+	83	10,000	Single			5.00	2.75	10% / 10%	7 yrs	Included	0-70: 4.50+ 71-75: 4.00+ 76-80: 3.50+ 81-UP: 3.00+
ATHENE IA Agility 7 CA MVA	A+	83	10,000	Single			5.00	2.75	10% / 10%	7 yrs	Included	0-70: 4.50 71-75: 4.00 76-80: 3.50 81-UP: 3.00
ATHENE IA Ascent Pro 10 Bonus MVA	A+	80	10,000	Single	10.00		5.50	2.85	10% / 10%	10 yrs	Multiple	0-70: 7.00+ 71-75: 6.50+ 76-UP: 5.50+

Fixed Indexed Annuities

Carrier / Product Name	AM Best	Max Issue Age	Min Premium	Premium Type	Premium Bonus	Product Fee	Any Annual P-to-P Cap	Base Rate	Free Withdrawal Yr 1 Yr 2+	SC Years	Riders	Commission
ATHENE IA Ascent Pro 10 Bonus (FL) MVA	A+	80	10,000	Single	10.00		5.50	2.85	10% / 10%	10 yrs	Multiple	65-70: 7.00+ 71-75: 6.50+ 76-UP: 5.50+
ATHENE IA Ascent Pro 10 Bonus (State Variations) MVA	A+	80	10,000	Single	10.00		5.50	2.85	10% / 10%	10 yrs	Multiple	0-70: 7.00+ 71-75: 6.50+ 76-UP: 5.50+
ATHENE IA Athene Performance Elite 10 MVA	A+	78	10,000	Single	4.00 to 14.00		5.75	3.00	0% / 5%	10 yrs		0-70: 7.00+ 71-75: 6.50+ 76-UP: 5.50+
ATHENE IA Athene Performance Elite 10 CA MVA	A+	78	10,000	Single	13.00		5.75	3.00	0% / 5%	10 yrs		0-70: 7.00+ 71-75: 6.50+ 76-UP: 5.50+
ATHENE IA Athene Performance Elite 10 Plus MVA, ROP, FEE	A+	78	10,000	Single	8.00 to 20.00	0.95	5.75	3.00	10% / 10%	10 yrs		0-70: 7.00+ 71-75: 6.50+ 76-UP: 5.50+
COREBRIDGE FINANCIAL Athene Performance Elite 7 MVA	A+	83	10,000	Single			8.25	4.30	10% / 10%	7 yrs		0-70: 5.00+ 71-75: 4.50+ 76-80: 3.50+ 81-UP: 3.00+
ATHENE IA Athene Performance Elite 7 Plus MVA, ROP, FEE	A+	83	10,000	Single	5.00 to 6.00	0.95	8.25	4.30	10% / 10%	7 yrs		0-70: 5.00+ 71-75: 4.50+ 76-80: 3.50+ 81-UP: 3.00+
ATHENE IA Athene Performance Elite® 10 Plus CA MVA, ROP, FEE	A+	78	10,000	Single	18.00	0.95	5.75	3.00	10% / 10%	10 yrs		0-70: 7.00+ 71-75: 6.60+ 76-UP: 5.50+
ATHENE IA Athene Performance Elite® 15 MVA	A+	73	10,000	Single	11.00 to 15.00		7.00	3.80	0% / 5%	15 yrs		0-70: 7.00+ 71-UP: 6.50+
ATHENE IA Athene Performance Elite® 15 Plus MVA, ROP, FEE	A+	73	10,000	Single	14.00 to 20.00	0.95	7.00	3.80	10% / 10%	15 yrs		0-70: 7.00+ 71-UP: 6.50+
AMERICAN NATIONAL INSURANCE CO. Athene Performance Elite® 7 CA MVA	A+	83	10,000	Single			8.25	3.00	10% / 10%	7 yrs		0-70: 5.00 71-75: 4.50 76-80: 3.50 81-UP: 3.00
ATHENE IA Athene Performance Elite® 7 Plus CA MVA, ROP, FEE	A+	83	10,000	Single	5.00	0.95	8.25	3.00	10% / 10%	7 yrs		0-70: 5.00 71-75: 4.50 76-80: 3.50 81-UP: 3.00

Fixed Indexed Annuities

Carrier / Product Name	AM Best	Max Issue Age	Min Premium	Premium Type	Premium Bonus	Product Fee	Any Annual P-to-P Cap	Base Rate	Free Withdrawal Yr 1 Yr 2+	SC Years	Riders	Commission
Atlantic Coast Life AM Best: B++ Last Rate Change 1/1/2025												
ATLANTIC COAST LIFE Accumulation Protector Plus MVA	B++	85	5,000	Single	5.00		9.00	3.00	0% / 5%	10 yrs		See Notes
ATLANTIC COAST LIFE Accumulation Protector Plus with Rate Enhancement Rider MVA, ROP, FEE	B++	85	5,000	Single	5.00	0.95		3.95	0% / 10%	10 yrs		See Notes
ATLANTIC COAST LIFE Guaranteed Income Annuity 10 Legacy Benefit Rider MVA	B++	85	5,000	Single	3.00 to 10.00			3.00	0% / 10%	10 yrs		See Notes
ATLANTIC COAST LIFE Guaranteed Income Annuity 10 with Accumulation Benefit Rider MVA	B++	85	5,000	1 Year or Less	6.00 to 10.00			3.00	0% / 10%	10 yrs	Included	See Notes
ATLANTIC COAST LIFE Guaranteed Income Annuity 10 with Guarantee Income Withdrawal Benefit MVA	B++	85	5,000	1 Year or Less				3.00	0% / 10%	10 yrs	Included	See Notes
ATLANTIC COAST LIFE Income Navigator Annuity MVA	B++	80	5,000	Single	7.00		4.00	2.75	Int / 10%	10 yrs		See Notes
ATLANTIC COAST LIFE Income Navigator Annuity GLWB MVA	B++	80	5,000	Single	7.00		4.00	2.75	Int / 10%	10 yrs	Optional	See Notes
ATLANTIC COAST LIFE Retirement Plus Multiplier 10 MVA	B++	85	5,000	Single			5.00	3.00	0% / 10%	10 yrs	Optional	See Notes
ATLANTIC COAST LIFE Retirement Plus Multiplier 10 Buy-up Rider MVA	B++	85	5,000	Single				3.00	0% / 10%	10 yrs	Included	See Notes
ATLANTIC COAST LIFE Retirement Plus Multiplier 5 MVA	B++	85	5,000	Single			5.00	3.00	0% / 10%	5 yrs	Optional	See Notes
ATLANTIC COAST LIFE Retirement Plus Multiplier 5 Buy-up Rider MVA	B++	85	5,000	Single				3.00	0% / 10%	5 yrs	Included	See Notes
ATLANTIC COAST LIFE Retirement Plus Multiplier 7 MVA	B++	85	5,000	Single			5.00	3.00	0% / 10%	7 yrs	Optional	See Notes
ATLANTIC COAST LIFE Retirement Plus Multiplier 7 Buy-up Rider MVA	B++	85	5,000	Single				3.00	0% / 10%	7 yrs	Included	See Notes
OCEANVIEW LIFE AND ANNUITY Safe Anchor (Additional Fee for Waivers) MVA	B++	90	5,000	Single			4.10	3.00 MYG	Int / 10%	5 yrs ↻		See Notes
ATLANTIC COAST LIFE Safe Anchor FL (Additional Fee for Waivers) MVA	B++	90	5,000	Single			4.10	3.00 MYG	0% / 0%	5 yrs ↻		See Notes

Fixed Indexed Annuities

Carrier / Product Name	AM Best	Max Issue Age	Min Premium	Premium Type	Premium Bonus	Product Fee	Any Annual P-to-P Cap	Base Rate	Free Withdrawal Yr 1 Yr 2+	SC Years	Riders	Commission
Axonic Insurance Services AM Best: A- Last Rate Change 3/11/2025												
AXONIC INSURANCE SERVICES Trailhead 10 MVA <i>Low Band</i>	A-	89	20,000	Single			9.50	4.25	0% / 10%	10 yrs		0-89: 7.50+
AXONIC INSURANCE SERVICES Trailhead 10 MVA <i>High Band</i>	A-	89	100,000	Single			10.75	5.05	0% / 10%	10 yrs		0-89: 7.50+
AXONIC INSURANCE SERVICES Trailhead 5 MVA <i>Low Band</i>	A-	89	20,000	Single			9.50	4.25	0% / 10%	5 yrs		0-89: 6.00+
THE UNITED STATES LIFE INS. CO. (NY) Trailhead 5 MVA <i>High Band</i>	A-	89	100,000	Single			10.75	5.05	0% / 10%	5 yrs		0-89: 6.00+
THE UNITED STATES LIFE INS. CO. (NY) Trailhead 7 MVA <i>Low Band</i>	A-	89	20,000	Single			9.50	4.25	0% / 10%	7 yrs		0-89: 6.75+
OCEANVIEW LIFE AND ANNUITY Trailhead 7 MVA <i>High Band</i>	A-	89	100,000	Single			10.75	5.05	0% / 10%	7 yrs		0-89: 6.75+
Capitol Life Insurance Company AM Best: A- Last Rate Change 4/14/2025												
CAPITOL LIFE INSURANCE COMPANY Summit 10 MVA	A-	80	5,000 QL 10,000 NQ	FPA 3			9.00	4.25	0% / 10%	10 yrs		0-75: 7.00+ 76-80: 5.00+
CAPITOL LIFE INSURANCE COMPANY Summit 10 Bonus MVA	A-	80	5,000 QL 10,000 NQ	FPA 3	8.00		6.00	3.25	0% / 10%	10 yrs		0-75: 7.00+ 76-80: 5.00+
CAPITOL LIFE INSURANCE COMPANY Summit 5 MVA	A-	89	5,000 QL 10,000 NQ	1 Year or Less			7.50	4.25	0% / 10%	5 yrs		0-75: 3.75+ 76-80: 2.00+ 81-89: 1.00+
CAPITOL LIFE INSURANCE COMPANY Summit 7 MVA	A-	85	5,000 QL 10,000 NQ	1 Year or Less			8.00	4.00	0% / 10%	7 yrs		0-75: 5.50+ 76-80: 4.50+ 81-85: 1.75+
Clear Spring Life AM Best: A- Last Rate Change 4/14/2025												
CLEAR SPRING LIFE ClearFlex MVA	A-	80	5,000 QL 10,000 NQ	FPA			9.50	4.25	10% / 10%	10 yrs		0-75: 7.00+ 76-80: 5.00+
CLEAR SPRING LIFE Highlander MVA	A-	80	5,000 QL 10,000 NQ	1 Year or Less	10.00		6.90	3.25	0% / 10%	10 yrs	Optional	0-75: 7.00+ 76-80: 5.00+
CLEAR SPRING LIFE Highlander 7 MVA	A-	80	5,000 QL 10,000 NQ	1 Year or Less			9.00	4.15	0% / 10%	7 yrs		0-75: 5.00+ 76-80: 4.00+
CLEAR SPRING LIFE ViStar MVA	A-	80	5,000 QL 10,000 NQ	1 Year or Less			9.50	4.25	0% / 10%	10 yrs	Optional	0-75: 7.00+ 76-80: 5.00+

Fixed Indexed Annuities

Carrier / Product Name	AM Best	Max Issue Age	Min Premium	Premium Type	Premium Bonus	Product Fee	Any Annual P-to-P Cap	Base Rate	Free Withdrawal Yr 1 Yr 2+	SC Years	Riders	Commission
EquiTrust Life Insurance Company AM Best: B++ Last Rate Change 3/5/2025												
EQUITRUST LIFE INSURANCE COMPANY Bridge LTC Annuity MVA	B++	80 NQ	50,000 NQ	FPA			8.00	4.50	0% / 10%	10 yrs		55-75: 9.00+ 76-80: 4.50+
EQUITRUST LIFE INSURANCE COMPANY MarketEarly Income MVA	B++	80	10,000	FPA			4.50	2.75	0% / 10%	10 yrs	Included	45-75: 7.00+ 76-UP: 5.25+
EQUITRUST LIFE INSURANCE COMPANY MarketEdge Bonus Index MVA	B++	80	10,000	1 Year or Less	8.00		3.50	2.00	Int / 10%	10 yrs		0-75: 7.00+ 76-UP: 5.25+
EQUITRUST LIFE INSURANCE COMPANY MarketFive Index MVA	B++	90	10,000	FPA			7.50	4.25	Int / 10%	5 yrs		0-75: 5.00+ 76-80: 3.75+ 81-UP: 2.50+
EQUITRUST LIFE INSURANCE COMPANY MarketFuture Income MVA	B++	80	10,000	FPA			5.00	3.00	10% / 10%	10 yrs	Included	45-75: 7.00+ 76-UP: 5.25+
EQUITRUST LIFE INSURANCE COMPANY MarketPower Bonus Index MVA	B++	75	10,000	1 Year or Less	12.00		6.00	3.25	Int / 10%	14 yrs		0-75: 8.00+
EQUITRUST LIFE INSURANCE COMPANY MarketSeven Index MVA	B++	85	10,000	FPA			8.00	4.50	Int / 10%	7 yrs		40-75: 5.50+ 76-80: 4.13+ 81-UP: 2.75+
EQUITRUST LIFE INSURANCE COMPANY MarketTen Bonus Index MVA, ROP	B++	80	5,000 QL 10,000 NQ	FPA	8.00		6.00	3.25	Int / 10%	10 yrs		0-75: 7.00+ 76-UP: 5.25+
EQUITRUST LIFE INSURANCE COMPANY MarketValue Index MVA	B++	85	10,000	FPA			8.00	4.50	Int / 10%	10 yrs		0-75: 7.00+ 76-80: 5.25+ 81-UP: 3.50+
Fidelity & Guaranty Life AM Best: A Last Rate Change 2/12/2025												
FIDELITY & GUARANTY LIFE FG 1-2-3 Anytime Income MVA	A	80	10,000	FPA 2			5.00	2.40	10% / 10%	10 yrs	Included	0-75: 7.25+ 76-UP: 5.25+
FIDELITY & GUARANTY LIFE FG 1-2-3 Future Income MVA	A	80	10,000	FPA 2			5.25	2.50	10% / 10%	10 yrs	Included	0-75: 7.25+ 76-UP: 5.25+
FIDELITY & GUARANTY LIFE FG Accelerator Plus 10 MVA	A	85	10,000	FPA	6.00 to 10.00		7.75	3.75	0% / 10%	10 yrs	Included	0-75: 7.50+ 76-80: 5.50+ 81-85: 3.75+
FIDELITY & GUARANTY LIFE FG Accelerator Plus 14 MVA	A	85	10,000	FPA	8.00 to 11.00		8.00	3.75	0% / 10%	14 yrs	Included	0-75: 8.50+ 76-80: 6.50+ 81-85: 5.25+
FIDELITY & GUARANTY LIFE FG AccumulatorPlus 10 MVA	A	85	10,000	FPA			8.00	3.75	0% / 10%	10 yrs		0-75: 7.00+ 76-80: 4.75+ 81-85: 3.50+

Fixed Indexed Annuities

Carrier / Product Name	AM Best	Max Issue Age	Min Premium	Premium Type	Premium Bonus	Product Fee	Any Annual P-to-P Cap	Base Rate	Free Withdrawal Yr 1 Yr 2+	SC Years	Riders	Commission
FIDELITY & GUARANTY LIFE FG AccumulatorPlus 7 MVA	A	85	10,000	FPA			7.75	3.75	0% / 10%	7 yrs		0-75: 5.25+ 76-80: 4.25+ 81-85: 3.25+
FIDELITY & GUARANTY LIFE FG Power Accumulator 10 MVA	A	85	10,000	FPA			8.25	3.75	0% / 10%	10 yrs		0-75: 7.00+ 76-80: 4.75+ 81-85: 3.50+
FIDELITY & GUARANTY LIFE FG Power Accumulator 7 MVA	A	85	10,000	FPA			8.00	3.75	0% / 10%	7 yrs		0-75: 5.25+ 76-80: 4.25+ 81-85: 3.25+
FIDELITY & GUARANTY LIFE Flex Accumulator MVA	A	85	10,000	FPA			7.75	3.50	10% / 10%	10 yrs		0-75: 7.00+ 76-80: 4.75+ 81-85: 3.50+
FIDELITY & GUARANTY LIFE Performance Pro with GMWB MVA	A	80	10,000	FPA	6.00 to 15.00		7.25	2.75	0% / 10%	10 yrs	Included	0-75: 7.50+ 76-80: 5.75+
CLEAR SPRING LIFE Prosperity Elite 10 Enhancement MVA	A	85	10,000	FPA	2.75 to 6.00		9.75	3.75	0% / 10%	10 yrs		0-70: 7.50+ 71-75: 5.50+ 76-UP: 3.75+
FIDELITY & GUARANTY LIFE Prosperity Elite 10 Protection MVA	A	85	10,000	FPA	5.75 to 12.00		9.75	3.75	0% / 10%	10 yrs	Included	0-70: 7.50+ 71-75: 5.50+ 76-UP: 3.75+
FIDELITY & GUARANTY LIFE Prosperity Elite 14 Enhancement MVA	A	85	10,000	FPA	4.00 to 7.00		10.00	3.75	0% / 10%	14 yrs		0-70: 8.00+ 71-75: 6.00+ 76-UP: 4.00+
FIDELITY & GUARANTY LIFE Prosperity Elite 14 Protection MVA	A	85	10,000	FPA	7.50 to 14.00		10.00	3.75	0% / 10%	14 yrs	Included	0-70: 8.00+ 71-75: 6.00+ 76-UP: 4.00+
FIDELITY & GUARANTY LIFE Prosperity Elite 7 Enhancement MVA	A	85	10,000	FPA	2.50 to 4.00		9.50	3.75	0% / 10%	7 yrs		0-70: 6.00+ 71-75: 4.00+ 76-UP: 3.00+
FIDELITY & GUARANTY LIFE Prosperity Elite 7 Protection MVA	A	85	10,000	FPA	5.25 to 7.00		9.50	3.75	0% / 10%	7 yrs	Included	0-70: 6.00+ 71-75: 4.00+ 76-UP: 3.00+
FIDELITY & GUARANTY LIFE Safe Income Advantage MVA	A	80	10,000	FPA			2.25	2.00	0% / 10%	10 yrs	Optional	0-75: 7.00+ 76-85: 5.00+
GCU AM Best: A- Last Rate Change 12/1/2024												
GCU Aquila V	A-	90	10,000	1 Year or Less				4.75	0% / 10%	5 yrs		

Fixed Indexed Annuities

Carrier / Product Name	AM Best	Max Issue Age	Min Premium	Premium Type	Premium Bonus	Product Fee	Any Annual P-to-P Cap	Base Rate	Free Withdrawal Yr 1 Yr 2+	SC Years	Riders	Commission
GCU Aquila X	A-	90	10,000	1 Year or Less				4.75	0% / 10%	10 yrs	Optional	
Global Atlantic Financial Group AM Best: A Last Rate Change 4/14/2025												
GLOBAL ATLANTIC FINANCIAL GROUP ForeAccumulation II 10 MVA <i>Low Band</i>	A	85	25,000	Single			15.75	4.65	10% / 10%	10 yrs		0-80: 7.00+ 81-85: 3.50+
GLOBAL ATLANTIC FINANCIAL GROUP ForeAccumulation II 10 MVA <i>High Band</i>	A	85	100,000	Single			16.00	4.75	10% / 10%	10 yrs		0-80: 7.00+ 81-85: 3.50+
AMERICAN NATIONAL INSURANCE CO. ForeAccumulation II 10 With Growth Accelerator Rider MVA <i>Low Band</i>	A	85	25,000	Single					10% / 10%	10 yrs		0-80: 7.00 81-85: 3.50
GLOBAL ATLANTIC FINANCIAL GROUP ForeAccumulation II 10 With Growth Accelerator Rider MVA <i>High Band</i>	A	85	100,000	Single					10% / 10%	10 yrs		0-80: 7.00 81-85: 3.50
GLOBAL ATLANTIC FINANCIAL GROUP ForeAccumulation II 10 With Premium Enhancement Rider MVA <i>Low Band</i>	A	85	25,000	Single	14.00		12.75	2.90	10% / 10%	10 yrs		0-80: 7.00 81-85: 3.50
GLOBAL ATLANTIC FINANCIAL GROUP ForeAccumulation II 10 With Premium Enhancement Rider MVA <i>High Band</i>	A	85	100,000	Single	14.00		13.00	3.00	10% / 10%	10 yrs		0-80: 7.00 81-85: 3.50
GLOBAL ATLANTIC FINANCIAL GROUP ForeAccumulation II 5 MVA <i>Low Band</i>	A	85	25,000	Single			15.75	4.35	10% / 10%	5 yrs		0-80: 3.75+ 81-85: 1.75+
GLOBAL ATLANTIC FINANCIAL GROUP ForeAccumulation II 5 MVA <i>High Band</i>	A	85	100,000	Single			16.00	4.45	10% / 10%	5 yrs		0-80: 3.75+ 81-85: 1.75+
GLOBAL ATLANTIC FINANCIAL GROUP ForeAccumulation II 5 With Growth Accelerator Rider MVA <i>Low Band</i>	A	85	25,000	Single					10% / 10%	5 yrs		0-80: 3.75 81-85: 1.75
GLOBAL ATLANTIC FINANCIAL GROUP ForeAccumulation II 5 With Growth Accelerator Rider MVA <i>High Band</i>	A	85	100,000	Single					10% / 10%	5 yrs		0-80: 3.75 81-85: 1.75
GLOBAL ATLANTIC FINANCIAL GROUP ForeAccumulation II 7 MVA <i>Low Band</i>	A	85	25,000	Single			15.75	4.40	10% / 10%	7 yrs		0-80: 5.00+ 81-85: 2.50+
GLOBAL ATLANTIC FINANCIAL GROUP ForeAccumulation II 7 MVA <i>High Band</i>	A	85	100,000	Single			16.00	4.50	10% / 10%	7 yrs		0-80: 5.00+ 81-85: 2.50+
GLOBAL ATLANTIC FINANCIAL GROUP ForeAccumulation II 7 With Growth Accelerator Rider MVA <i>Low Band</i>	A	85	25,000	Single					10% / 10%	7 yrs		0-80: 5.00 81-85: 2.50

Fixed Indexed Annuities

Carrier / Product Name	AM Best	Max Issue Age	Min Premium	Premium Type	Premium Bonus	Product Fee	Any Annual P-to-P Cap	Base Rate	Free Withdrawal Yr 1 Yr 2+	SC Years	Riders	Commission
GLOBAL ATLANTIC FINANCIAL GROUP ForeAccumulation II 7 With Growth Accelerator Rider <i>MVA High Band</i>	A	85	100,000	Single					10% / 10%	7 yrs		0-80: 5.00 81-85: 2.50
GLOBAL ATLANTIC FINANCIAL GROUP ForeAccumulation II Advisory MVA, FEE-BASED <i>Low Band</i>	A	85	25,000	Single			18.00	4.60	10% / 10%	5 yrs		Fee Based
GLOBAL ATLANTIC FINANCIAL GROUP ForeAccumulation II Advisory MVA, FEE-BASED <i>High Band</i>	A	85	100,000	Single			18.00	4.60	10% / 10%	5 yrs		Fee Based
GLOBAL ATLANTIC FINANCIAL GROUP ForeAccumulation II Advisory With Growth Accelerator Rider MVA, FEE-BASED <i>Low Band</i>	A	85	25,000	Single					10% / 10%	5 yrs		Fee Based
GLOBAL ATLANTIC FINANCIAL GROUP ForeAccumulation II Advisory With Growth Accelerator Rider MVA, FEE-BASED <i>High Band</i>	A	85	100,000	Single					10% / 10%	5 yrs		Fee Based
GLOBAL ATLANTIC FINANCIAL GROUP ForeIncome II 10 With Guaranteed Income Builder <i>MVA Low Band</i>	A	85	25,000	Single			9.00	2.90	10% / 10%	10 yrs	Included	0-80: 7.00+ 81-85: 3.50+
GLOBAL ATLANTIC FINANCIAL GROUP ForeIncome II 10 With Guaranteed Income Builder <i>MVA High Band</i>	A	85	100,000	Single			9.00	2.90	10% / 10%	10 yrs	Included	0-80: 7.00+ 81-85: 3.50+
GLOBAL ATLANTIC FINANCIAL GROUP ForeIncome II 10 With Income Multiplier Benefit MVA <i>Low Band</i>	A	85	25,000	Single			10.00	3.25	10% / 10%	10 yrs	Included	0-80: 7.00+ 81-85: 3.50+
GLOBAL ATLANTIC FINANCIAL GROUP ForeIncome II 10 With Income Multiplier Benefit MVA <i>High Band</i>	A	85	100,000	Single			10.00	3.25	10% / 10%	10 yrs	Included	0-80: 7.00+ 81-85: 3.50+
GLOBAL ATLANTIC FINANCIAL GROUP ForeIncome II 5 With Guaranteed Income Builder MVA <i>Low Band</i>	A	85	25,000	Single			8.00	2.65	10% / 10%	5 yrs	Included	0-80: 3.50+ 81-85: 1.75+
GLOBAL ATLANTIC FINANCIAL GROUP ForeIncome II 5 With Guaranteed Income Builder MVA <i>High Band</i>	A	85	100,000	Single			8.00	2.65	10% / 10%	5 yrs	Included	0-80: 3.50+ 81-85: 1.75+
GLOBAL ATLANTIC FINANCIAL GROUP ForeIncome II 5 With Income Multiplier Benefit MVA <i>Low Band</i>	A	85	25,000	Single			9.00	3.00	10% / 10%	5 yrs	Included	0-80: 3.50+ 81-85: 1.75+
GLOBAL ATLANTIC FINANCIAL GROUP ForeIncome II 5 With Income Multiplier Benefit MVA <i>High Band</i>	A	85	100,000	Single			9.00	3.00	10% / 10%	5 yrs	Included	0-80: 3.50+ 81-85: 1.75+









Fixed Indexed Annuities

Carrier / Product Name	AM Best	Max Issue Age	Min Premium	Premium Type	Premium Bonus	Product Fee	Any Annual P-to-P Cap	Base Rate	Free Withdrawal Yr 1 Yr 2+	SC Years	Riders	Commission
GLOBAL ATLANTIC FINANCIAL GROUP ForeIncome II 7 With Guaranteed Income Builder MVA <i>Low Band</i>	A	85	25,000	Single			9.00	2.90	10% / 10%	7 yrs	Included	0-80: 5.00+ 81-85: 2.50+
GLOBAL ATLANTIC FINANCIAL GROUP ForeIncome II 7 With Guaranteed Income Builder MVA <i>High Band</i>	A	85	100,000	Single			9.00	2.90	10% / 10%	7 yrs	Included	0-80: 5.00+ 81-85: 2.50+
GLOBAL ATLANTIC FINANCIAL GROUP ForeIncome II 7 With Income Multiplier Benefit MVA <i>Low Band</i>	A	85	25,000	Single			10.00	3.25	10% / 10%	7 yrs	Included	0-80: 5.00+ 81-85: 2.50+
GLOBAL ATLANTIC FINANCIAL GROUP ForeIncome II 7 With Income Multiplier Benefit MVA <i>High Band</i>	A	85	100,000	Single			10.00	3.25	10% / 10%	7 yrs	Included	0-80: 5.00+ 81-85: 2.50+
GLOBAL ATLANTIC FINANCIAL GROUP ForeIncome II Advisory with Guaranteed Income Builder MVA, FEE-BASED <i>Low Band</i>	A	85	25,000	Single			11.00	3.90	10% / 10%	7 yrs	Included	Fee Based
GLOBAL ATLANTIC FINANCIAL GROUP ForeIncome II Advisory with Guaranteed Income Builder MVA, FEE-BASED <i>High Band</i>	A	85	100,000	Single			11.00	3.90	10% / 10%	7 yrs	Included	Fee Based
GLOBAL ATLANTIC FINANCIAL GROUP ForeIncome II Advisory with Income Multiplier Benefit MVA, FEE-BASED <i>Low Band</i>	A	85	25,000	Single			12.00	4.25	10% / 10%	7 yrs	Included	Fee Based
GLOBAL ATLANTIC FINANCIAL GROUP ForeIncome II Advisory with Income Multiplier Benefit MVA, FEE-BASED <i>High Band</i>	A	85	100,000	Single			12.00	4.25	10% / 10%	7 yrs	Included	Fee Based
GLOBAL ATLANTIC FINANCIAL GROUP Income 150+ SE 10 MVA <i>Low Band</i>	A	85	10,000	Single			5.75	2.25	10% / 10%	10 yrs	Optional	55-80: 7.00+ 81-UP: 3.50+
GLOBAL ATLANTIC FINANCIAL GROUP Income 150+ SE 10 MVA <i>High Band</i>	A	85	100,000	Single			6.00	2.50	10% / 10%	10 yrs	Optional	55-80: 7.00+ 81-UP: 3.50+
GLOBAL ATLANTIC FINANCIAL GROUP Income 150+ SE 7 MVA <i>Low Band</i>	A	85	10,000	Single			5.75	2.25	10% / 10%	7 yrs	Optional	55-80: 5.00+ 81-85: 2.50+
SYMETRA LIFE INSURANCE COMPANY Income 150+ SE 7 MVA <i>High Band</i>	A	85	100,000	Single			6.00	2.50	10% / 10%	7 yrs	Optional	55-80: 5.00+ 81-85: 2.50+
GLOBAL ATLANTIC FINANCIAL GROUP Income 150+ SE Advisory MVA, FEE-BASED <i>Low Band</i>	A	85	10,000	Single			6.75	2.75	10% / 10%	10 yrs	Optional	Fee Based
GLOBAL ATLANTIC FINANCIAL GROUP Income 150+ SE Advisory MVA, FEE-BASED <i>High Band</i>	A	85	100,000	Single			7.00	3.00	10% / 10%	10 yrs	Optional	Fee Based

Fixed Indexed Annuities

Carrier / Product Name	AM Best	Max Issue Age	Min Premium	Premium Type	Premium Bonus	Product Fee	Any Annual P-to-P Cap	Base Rate	Free Withdrawal Yr 1 Yr 2+	SC Years	Riders	Commission
Guaranty Income Life AM Best: A- Last Rate Change 3/10/2025												
GUARANTY INCOME LIFE WealthChoice 10 MVA, ROP	A-	80	20,000	1 Year or Less			11.00	7.00	10% / 10%	10 yrs	Optional	0-74: 6.50+ 75-UP: 4.00+
GUARANTY INCOME LIFE WealthChoice 10 with Premium Bonus MVA, ROP	A-	80	20,000	1 Year or Less	10.00		8.00	3.00	10% / 10%	10 yrs		0-74: 6.50+ 75-UP: 4.00+
GUARANTY INCOME LIFE WealthChoice 5 MVA, ROP	A-	90	20,000	1 Year or Less			12.75	5.00	10% / 10%	5 yrs		0-74: 3.00+ 75-UP: 1.75+
GUARANTY INCOME LIFE WealthChoice 7 MVA, ROP	A-	90	20,000	1 Year or Less			13.00	6.00	10% / 10%	7 yrs	Optional	0-74: 4.50+ 75-UP: 2.25+
Ibexis AM Best: A- Last Rate Change 2/20/2025 Next Change 4/17/2025												
IBEXIS FIA Plus 10 MVA <i>Low Band</i>	A-	82	25,000	Single			-0.25 8.75 ↓ 8.50	+0.10 3.90 ↑ 4.00	0% / 10%	10 yrs		0-70: 7.00+ 71-75: 6.00+ 76-82: 3.50+
IBEXIS FIA Plus 10 MVA <i>High Band</i>	A-	82	100,000	Single			-0.25 9.75 ↓ 9.50	-0.05 4.10 ↓ 4.05	0% / 10%	10 yrs		0-70: 7.00+ 71-75: 6.00+ 76-82: 3.50+
IBEXIS FIA Plus 10 Premium Bonus MVA <i>Low Band</i>	A-	82	25,000	Single	16.00		0.00 4.75 ↔ 4.75	0.00 2.45 ↔ 2.45	0% / 10%	10 yrs		0-70: 7.00+ 71-75: 6.00+ 76-82: 3.50+
IBEXIS FIA Plus 10 Premium Bonus MVA <i>High Band</i>	A-	82	100,000	Single	16.00		0.00 5.75 ↔ 5.75	0.00 2.65 ↔ 2.65	0% / 10%	10 yrs		0-70: 7.00+ 71-75: 6.00+ 76-82: 3.50+
IBEXIS FIA Plus 5 MVA <i>Low Band</i>	A-	85	25,000	Single			-0.25 8.50 ↓ 8.25	-0.05 3.90 ↓ 3.85	0% / 10%	5 yrs		0-70: 5.00+ 71-75: 3.00+ 76-85: 2.00+
IBEXIS FIA Plus 5 MVA <i>High Band</i>	A-	85	100,000	Single			-0.25 9.50 ↓ 9.25	-0.05 4.10 ↓ 4.05	0% / 10%	5 yrs		0-70: 5.00+ 71-75: 3.00+ 76-85: 2.00+
IBEXIS FIA Plus 5 Premium Bonus MVA <i>Low Band</i>	A-	85	25,000	Single	8.00		0.00 5.25 ↔ 5.25	0.00 2.85 ↔ 2.85	0% / 10%	5 yrs		0-70: 5.00+ 71-75: 3.00+ 76-85: 2.00+

Fixed Indexed Annuities

Carrier / Product Name	AM Best	Max Issue Age	Min Premium	Premium Type	Premium Bonus	Product Fee	Any Annual P-to-P Cap	Base Rate	Free Withdrawal Yr 1 Yr 2+	SC Years	Riders	Commission
IBEXIS FIA Plus 5 Premium Bonus MVA <i>High Band</i>	A-	85	100,000	Single	8.00		0.00 6.25 6.25	0.00 3.05 3.05	0% / 10%	5 yrs		0-70: 5.00+ 71-75: 3.00+ 76-85: 2.00+
IBEXIS FIA Plus 7 MVA <i>Low Band</i>	A-	85	25,000	Single				-0.05 4.05 4.00	0% / 10%	7 yrs		0-70: 5.50+ 71-75: 4.00+ 76-85: 3.00+
IBEXIS FIA Plus 7 MVA <i>High Band</i>	A-	85	100,000	Single				-0.05 4.25 4.20	0% / 10%	7 yrs		0-70: 5.50+ 71-75: 4.00+ 76-85: 3.00+
IBEXIS FIA Plus 7 Premium Bonus MVA <i>Low Band</i>	A-	85	25,000	Single	11.00		0.00 5.25 5.25	0.00 2.90 2.90	0% / 10%	7 yrs		0-70: 5.50+ 71-75: 4.00+ 76-85: 3.00+
IBEXIS FIA Plus 7 Premium Bonus MVA <i>High Band</i>	A-	85	100,000	Single	11.00		0.00 6.25 6.25	0.00 3.10 3.10	0% / 10%	7 yrs		0-70: 5.50+ 71-75: 4.00+ 76-85: 3.00+
IBEXIS MYGA Plus 3 FIA MVA <i>Low Band</i>	A-	85	10,000	Single				4.80 MYG	0% / 10%	3 yrs 		0-80: 1.50+ 81-85: 1.00+
IBEXIS MYGA Plus 3 FIA MVA <i>High Band</i>	A-	85	100,000	Single				5.25 MYG	0% / 10%	3 yrs 		0-80: 1.50+ 81-85: 1.00+
IBEXIS MYGA Plus 3 FIA CA <i>Low Band</i>	A-	85	10,000	Single				4.70 MYG	0% / 10%	3 yrs 		0-80: 1.50+ 81-85: 1.00+
IBEXIS MYGA Plus 3 FIA CA <i>High Band</i>	A-	85	100,000	Single				5.15 MYG	0% / 10%	3 yrs 		0-80: 1.50+ 81-85: 1.00+
IBEXIS MYGA Plus 5 FIA MVA <i>Low Band</i>	A-	85	10,000	Single				5.10 MYG	0% / 10%	5 yrs 		0-80: 2.50+ 81-85: 1.25+
IBEXIS MYGA Plus 5 FIA MVA <i>High Band</i>	A-	85	100,000	Single				5.60 MYG	0% / 10%	5 yrs 		0-80: 2.50+ 81-85: 1.25+
SYMETRA LIFE INSURANCE COMPANY MYGA Plus 5 FIA CA <i>Low Band</i>	A-	85	10,000	Single				5.00 MYG	0% / 10%	5 yrs 		0-80: 2.50+ 81-85: 1.25+
IBEXIS MYGA Plus 5 FIA CA <i>High Band</i>	A-	85	100,000	Single				5.50 MYG	0% / 10%	5 yrs 		0-80: 2.50+ 81-85: 1.25+

Fixed Indexed Annuities

Carrier / Product Name	AM Best	Max Issue Age	Min Premium	Premium Type	Premium Bonus	Product Fee	Any Annual P-to-P Cap	Base Rate	Free Withdrawal Yr 1 Yr 2+	SC Years	Riders	Commission
IBEXIS MYGA Plus 7 FIA MVA <i>Low Band</i>	A-	80	10,000	Single				5.45 MYG	0% / 10%	7 yrs ↻		0-75: 3.00+ 76-80: 1.75+
IBEXIS MYGA Plus 7 FIA MVA <i>High Band</i>	A-	80	100,000	Single				5.95 MYG	0% / 10%	7 yrs ↻		0-75: 3.00+ 76-80: 1.75+
IBEXIS MYGA Plus 7 FIA CA <i>Low Band</i>	A-	80	10,000	Single				5.35 MYG	0% / 10%	7 yrs ↻		0-75: 3.00+ 76-80: 1.75+
IBEXIS MYGA Plus 7 FIA CA <i>High Band</i>	A-	80	100,000	Single				5.85 MYG	0% / 10%	7 yrs ↻		0-75: 3.00+ 76-80: 1.75+
IBEXIS WealthDefender 10 MVA <i>Low Band</i>	A-	82	25,000	Single			-0.25 8.50 ↓ 8.25	-0.05 4.30 ↓ 4.25	0% / 10%	10 yrs		0-70: 7.00+ 71-75: 6.00+ 76-UP: 4.00+
IBEXIS WealthDefender 10 MVA <i>High Band</i>	A-	82	100,000	Single			-0.25 9.50 ↓ 9.25	-0.05 4.50 ↓ 4.45	0% / 10%	10 yrs		0-70: 7.00+ 71-75: 6.00+ 76-UP: 4.00+
IBEXIS WealthDefender 5 MVA <i>Low Band</i>	A-	85	25,000	Single			-0.25 8.25 ↓ 8.00	-0.05 4.00 ↓ 3.95	0% / 10%	5 yrs		0-70: 5.00+ 71-75: 3.00+ 76-UP: 2.00+
IBEXIS WealthDefender 5 MVA <i>High Band</i>	A-	85	100,000	Single			-0.25 9.25 ↓ 9.00	-0.05 4.20 ↓ 4.15	0% / 10%	5 yrs		0-70: 5.00+ 71-75: 3.00+ 76-UP: 2.00+
IBEXIS WealthDefender 7 MVA <i>Low Band</i>	A-	85	25,000	Single			-0.25 8.25 ↓ 8.00	-0.05 4.10 ↓ 4.05	0% / 10%	7 yrs		0-70: 5.50+ 71-75: 4.00+ 76-UP: 3.00+
IBEXIS WealthDefender 7 MVA <i>High Band</i>	A-	85	100,000	Single			-0.25 9.25 ↓ 9.00	-0.05 4.30 ↓ 4.25	0% / 10%	7 yrs		0-70: 5.50+ 71-75: 4.00+ 76-UP: 3.00+
IBEXIS WealthDefender Bonus 10 MVA <i>Low Band</i>	A-	80	25,000	Single	11.00 to 14.00		0.00 5.25 ↔ 5.25	0.00 3.00 ↔ 3.00	0% / 10%	10 yrs		0-70: 7.00+ 71-75: 6.00+ 76-UP: 4.00+

Fixed Indexed Annuities

Carrier / Product Name	AM Best	Max Issue Age	Min Premium	Premium Type	Premium Bonus	Product Fee	Any Annual P-to-P Cap	Base Rate	Free Withdrawal Yr 1 Yr 2+	SC Years	Riders	Commission
IBEXIS WealthDefender Bonus 10 MVA <i>High Band</i>	A-	80	100,000	Single	11.00 to 14.00		0.00 6.25 6.25	0.00 3.20 3.20	0% / 10%	10 yrs		0-70: 7.00+ 71-75: 6.00+ 76-UP: 4.00+
IBEXIS WealthDefender Bonus 5 MVA <i>Low Band</i>	A-	82	25,000	Single	5.00 to 7.00		0.00 6.00 6.00	0.00 2.85 2.85	0% / 10%	5 yrs		0-70: 5.00+ 71-75: 3.00+ 76-UP: 2.00+
IBEXIS WealthDefender Bonus 5 MVA <i>High Band</i>	A-	82	100,000	Single	5.00 to 7.00		0.00 7.00 7.00	0.00 3.05 3.05	0% / 10%	5 yrs		0-70: 5.00+ 71-75: 3.00+ 76-UP: 2.00+
IBEXIS WealthDefender Bonus 7 MVA <i>Low Band</i>	A-	82	25,000	Single	7.00 to 9.00		0.00 5.75 5.75	0.00 3.00 3.00	0% / 10%	7 yrs		0-70: 5.50+ 71-75: 4.00+ 76-UP: 3.00+
IBEXIS WealthDefender Bonus 7 MVA <i>High Band</i>	A-	82	100,000	Single	7.00 to 9.00		0.00 6.75 6.75	0.00 3.20 3.20	0% / 10%	7 yrs		0-70: 5.50+ 71-75: 4.00+ 76-UP: 3.00+
IBEXIS WealthDefender Bonus Plus 10 MVA, FEE <i>Low Band</i>	A-	78	25,000	Single	18.00 to 21.00	0.85	0.00 5.25 5.25	0.00 3.00 3.00	0% / 10%	10 yrs		0-70: 7.00+ 71-75: 6.00+ 76-UP: 4.00+
IBEXIS WealthDefender Bonus Plus 10 MVA, FEE <i>High Band</i>	A-	78	100,000	Single	18.00 to 21.00	0.85	0.00 6.25 6.25	0.00 3.20 3.20	0% / 10%	10 yrs		0-70: 7.00+ 71-75: 6.00+ 76-UP: 4.00+
Integrity Life Insurance Company AM Best: A+ Last Rate Change 4/1/2025												
INTEGRITY LIFE INSURANCE COMPANY Integrity Indextra 5	A+	85	15,000	Single			9.25	4.00	10% / 10%	5 yrs	Optional	18-75: 3.25+ 76-85: 2.50+
INTEGRITY LIFE INSURANCE COMPANY Integrity Indextra™ 10	A+	85	15,000	Single			8.25	3.80	10% / 10%	10 yrs	Optional	18-75: 6.50+ 76-85: 5.00+
INTEGRITY LIFE INSURANCE COMPANY Integrity Indextra™ 7	A+	85	15,000	Single			8.25	3.80	10% / 10%	7 yrs	Optional	0-75: 5.25+ 76-UP: 4.25+
Lincoln Financial AM Best: A Last Rate Change 3/17/2025												
LINCOLN FINANCIAL Lincoln Core Capital MVA, FEE-BASED <i>Low Band</i>	A	85	10,000	Single			8.00	4.00 MYG	10% / 10%	5 yrs		Fee Based

Fixed Indexed Annuities

Carrier / Product Name	AM Best	Max Issue Age	Min Premium	Premium Type	Premium Bonus	Product Fee	Any Annual P-to-P Cap	Base Rate	Free Withdrawal Yr 1 Yr 2+	SC Years	Riders	Commission
LINCOLN FINANCIAL Lincoln Core Capital MVA, FEE-BASED <i>High Band</i>	A	85	100,000	Single			9.00	5.25 MYG	10% / 10%	5 yrs		Fee Based
LINCOLN FINANCIAL Lincoln OptiBlend 10 MVA <i>Low Band</i>	A	80	10,000	FPA			8.50	4.10	10% / 10%	10 yrs		0-74: 7.00+ 75-79: 4.00+ 80-80: 1.75+
LINCOLN FINANCIAL Lincoln OptiBlend 10 MVA <i>High Band</i>	A	80	100,000	FPA			10.25	4.75	10% / 10%	10 yrs		0-74: 7.00+ 75-79: 4.00+ 80-80: 1.75+
LINCOLN FINANCIAL Lincoln OptiBlend 10 CA <i>Low Band</i>	A	80	10,000	FPA			7.50	3.85	10% / 10%	10 yrs		0-74: 7.00+ 75-79: 4.00+ 80-80: 1.75+
LINCOLN FINANCIAL Lincoln OptiBlend 10 CA <i>High Band</i>	A	80	100,000	FPA			9.75	4.60	10% / 10%	10 yrs		0-74: 7.00+ 75-79: 4.00+ 80-80: 1.75+
LINCOLN FINANCIAL Lincoln OptiBlend 5 MVA <i>Low Band</i>	A	85	10,000	FPA			7.00	3.40	10% / 10%	5 yrs		0-74: 3.75+ 75-79: 2.40+ 80-84: 1.40+ 85-UP: 0.70+
LINCOLN FINANCIAL Lincoln OptiBlend 5 MVA <i>High Band</i>	A	85	100,000	FPA			8.00	4.25	10% / 10%	5 yrs		0-74: 3.75+ 75-79: 2.40+ 80-84: 1.40+ 85-UP: 0.70+
LINCOLN FINANCIAL Lincoln OptiBlend 5 CA <i>Low Band</i>	A	85	10,000	FPA			7.50	3.00	10% / 10%	5 yrs		0-74: 3.75+ 75-79: 2.40+ 80-84: 1.40+ 85-UP: 0.70+
LINCOLN FINANCIAL Lincoln OptiBlend 5 CA <i>High Band</i>	A	85	100,000	FPA			8.50	3.85	10% / 10%	5 yrs		0-74: 3.75+ 75-79: 2.40+ 80-84: 1.40+ 85-UP: 0.70+
LINCOLN FINANCIAL Lincoln OptiBlend 7 MVA <i>Low Band</i>	A	85	10,000	FPA			8.00	4.00	10% / 10%	7 yrs		0-74: 5.00+ 75-79: 3.00+ 80-84: 1.75+ 85-UP: 0.75+
LINCOLN FINANCIAL Lincoln OptiBlend 7 MVA <i>High Band</i>	A	85	100,000	FPA			9.75	4.70	10% / 10%	7 yrs		0-74: 5.00+ 75-79: 3.00+ 80-84: 1.75+ 85-UP: 0.75+


Fixed Indexed Annuities

Carrier / Product Name	AM Best	Max Issue Age	Min Premium	Premium Type	Premium Bonus	Product Fee	Any Annual P-to-P Cap	Base Rate	Free Withdrawal Yr 1 Yr 2+	SC Years	Riders	Commission
LINCOLN FINANCIAL Lincoln OptiBlend 7 CA <i>Low Band</i>	A	85	10,000	FPA			7.25	3.75	10% / 10%	7 yrs		0-74: 5.00+ 75-79: 3.00+ 80-84: 1.75+ 85-UP: 0.75+
LINCOLN FINANCIAL Lincoln OptiBlend 7 CA <i>High Band</i>	A	85	100,000	FPA			9.25	4.35	10% / 10%	7 yrs		0-74: 5.00+ 75-79: 3.00+ 80-84: 1.75+ 85-UP: 0.75+
LINCOLN FINANCIAL Lincoln OptiBlend Advisory 5 MVA, FEE-BASED <i>Low Band</i>	A	85	10,000	FPA			8.25	4.25	10% / 10%	5 yrs		Fee Based
LINCOLN FINANCIAL Lincoln OptiBlend Advisory 5 MVA, FEE-BASED <i>High Band</i>	A	85	100,000	FPA			9.00	5.00	10% / 10%	5 yrs		Fee Based
LINCOLN FINANCIAL Lincoln OptiBlend Advisory 5 CA FEE-BASED <i>Low Band</i>	A	85	10,000	FPA			7.75	3.50	10% / 10%	5 yrs		Fee Based
LINCOLN FINANCIAL Lincoln OptiBlend Advisory 5 CA FEE-BASED <i>High Band</i>	A	85	100,000	FPA			8.25	4.25	10% / 10%	5 yrs		Fee Based
MassMutual Ascend Life Insurance Company AM Best: A++ Last Rate Change 3/21/2025												
MASSMUTUAL ASCEND LIFE INS. CO. American Landmark 3 MVA <i>Low Band</i>	A++	90	50,000	1 Year or Less			8.75	3.60	10% / 10%	3 yrs		0-75: 3.00+ 76-85: 2.50+ 86-90: 2.00+
MASSMUTUAL ASCEND LIFE INS. CO. American Landmark 3 MVA <i>High Band</i>	A++	90	150,000	1 Year or Less			9.00	3.70	10% / 10%	3 yrs		0-75: 3.00+ 76-85: 2.50+ 86-90: 2.00+
MASSMUTUAL ASCEND LIFE INS. CO. American Landmark 3 Non-MVA <i>Low Band</i>	A++	90	50,000	1 Year or Less			8.25	3.45	10% / 10%	3 yrs		0-75: 3.00+ 76-85: 2.50+ 86-90: 2.00+
MASSMUTUAL ASCEND LIFE INS. CO. American Landmark 3 Non-MVA <i>High Band</i>	A++	90	150,000	1 Year or Less			8.75	3.55	10% / 10%	3 yrs		0-75: 3.00+ 76-85: 2.50+ 86-90: 2.00+
MASSMUTUAL ASCEND LIFE INS. CO. American Landmark 5 MVA <i>Low Band</i>	A++	89	10,000	1 Year or Less			12.50	4.25	10% / 10%	5 yrs		0-75: 4.00+ 18-75: 4.00+ 76-85: 3.00+ 76-85: 3.00+ 86-UP: 2.00+ 86-UP: 2.00+

Fixed Indexed Annuities

Carrier / Product Name	AM Best	Max Issue Age	Min Premium	Premium Type	Premium Bonus	Product Fee	Any Annual P-to-P Cap	Base Rate	Free Withdrawal Yr 1 Yr 2+	SC Years	Riders	Commission
MASSMUTUAL ASCEND LIFE INS. CO. American Landmark 5 MVA <i>High Band</i>	A++	89	100,000	1 Year or Less			13.00	4.45	10% / 10%	5 yrs		0-75: 4.00+ 18-75: 4.00+ 76-85: 3.00+ 76-85: 3.00+ 86-UP: 2.00+ 86-UP: 2.00+
MASSMUTUAL ASCEND LIFE INS. CO. American Landmark 5 Non-MVA <i>Low Band</i>	A++	89	10,000	1 Year or Less			11.75	3.85	10% / 10%	5 yrs		0-75: 4.00+ 18-75: 4.00+ 76-85: 3.00+ 76-85: 3.00+ 86-UP: 2.00+ 86-UP: 2.00+
MASSMUTUAL ASCEND LIFE INS. CO. American Landmark 5 Non-MVA <i>High Band</i>	A++	89	100,000	1 Year or Less			12.00	3.95	10% / 10%	5 yrs		0-75: 4.00+ 18-75: 4.00+ 76-85: 3.00+ 76-85: 3.00+ 86-UP: 2.00+ 86-UP: 2.00+
MASSMUTUAL ASCEND LIFE INS. CO. American Legend 7 MVA, LOAN <i>Low Band</i>	A++	85	10,000	FPA			13.25	4.30	10% / 10%	7 yrs	Optional	0-75: 5.00+ 76-80: 3.00+ 81-UP: 3.00+
MASSMUTUAL ASCEND LIFE INS. CO. American Legend 7 MVA, LOAN <i>High Band</i>	A++	85	100,000	FPA			13.75	4.50	10% / 10%	7 yrs	Optional	0-75: 5.00+ 76-80: 3.00+ 81-UP: 3.00+
MASSMUTUAL ASCEND LIFE INS. CO. American Legend 7 Non-MVA LOAN <i>Low Band</i>	A++	85	10,000	FPA			12.75	4.15	10% / 10%	7 yrs	Optional	0-75: 5.00+ 76-80: 3.00+ 81-UP: 3.00+
MASSMUTUAL ASCEND LIFE INS. CO. American Legend 7 Non-MVA LOAN <i>High Band</i>	A++	85	100,000	FPA			13.00	4.30	10% / 10%	7 yrs	Optional	0-75: 5.00+ 76-80: 3.00+ 81-UP: 3.00+
MASSMUTUAL ASCEND LIFE INS. CO. Premier Income Bonus MVA, LOAN <i>Low Band</i>	A++	85	10,000	1 Year or Less			13.00	4.30	10% / 10%	7 yrs	Included	40-75: 7.00+ 76-80: 5.25+ 81-85: 5.25+
MASSMUTUAL ASCEND LIFE INS. CO. Premier Income Bonus MVA, LOAN <i>High Band</i>	A++	85	150,000	1 Year or Less			13.50	4.50	10% / 10%	7 yrs	Included	40-75: 7.00+ 76-80: 5.25+ 81-85: 5.25+
MASSMUTUAL ASCEND LIFE INS. CO. Premier Income Bonus Non MVA LOAN <i>Low Band</i>	A++	85	10,000	1 Year or Less			12.50	4.15	10% / 10%	7 yrs	Included	0-75: 7.00+ 76-80: 5.25+ 81-85: 5.25+

Fixed Indexed Annuities

Carrier / Product Name	AM Best	Max Issue Age	Min Premium	Premium Type	Premium Bonus	Product Fee	Any Annual P-to-P Cap	Base Rate	Free Withdrawal Yr 1 Yr 2+	SC Years	Riders	Commission
MASSMUTUAL ASCEND LIFE INS. CO. Premier Income Bonus Non MVA LOAN <i>High Band</i>	A++	85	150,000	1 Year or Less			12.75	4.30	10% / 10%	7 yrs	Included	0-75: 7.00+ 76-80: 5.25+ 81-85: 5.25+
MASSMUTUAL ASCEND LIFE INS. CO. Safe Return TSA, LOAN, ROP	A++	85	25,000	1 Year or Less			10.00	4.25	10% / 10%	10 yrs		18-75: 6.00+ 76-80: 4.60+ 81-UP: 4.60+
Nassau Life and Annuity Company AM Best: B++ Last Rate Change 4/1/2025												
NASSAU LIFE AND ANNUITY COMPANY Nassau Bonus Annuity 10 Group A MVA, ROP	B++	80	15,000	Single	10.00		7.25	3.25	10% / 10%	10 yrs		0-75: 7.25+ 76-80: 5.00+ 81-UP: 3.25+
NASSAU LIFE AND ANNUITY COMPANY Nassau Bonus Annuity 10 Group A with Income MVA, ROP	B++	80	15,000	Single	10.00		7.25	3.25	10% / 10%	10 yrs	Optional	0-75: 7.25+ 76-UP: 5.00+
NASSAU LIFE AND ANNUITY COMPANY Nassau Bonus Annuity 10 Group B MVA, ROP	B++	85	15,000	Single	7.00 to 10.00		6.75	3.15	10% / 10%	10 yrs		0-75: 7.00+ 76-80: 4.75+ 81-UP: 3.25+
NASSAU LIFE AND ANNUITY COMPANY Nassau Bonus Annuity 10 Group B With Income MVA, ROP	B++	80	15,000	Single	10.00		6.75	3.15	10% / 10%	10 yrs	Optional	0-75: 7.00+ 76-UP: 4.75+
NASSAU LIFE AND ANNUITY COMPANY Nassau Bonus Annuity 10 Group C MVA, ROP  PRL	B++	85	15,000	Single	7.00 to 10.00		6.75	3.15	10% / 10%	10 yrs		0-75: 7.00+ 76-UP: 4.75+
NASSAU LIFE AND ANNUITY COMPANY Nassau Bonus Annuity 10 Group C With Income MVA, ROP	B++	80	15,000	Single	10.00		6.75	3.15	10% / 10%	10 yrs	Optional	0-75: 7.00+ 76-UP: 4.75+
NASSAU LIFE AND ANNUITY COMPANY Nassau Bonus Annuity Plus 10 Group A MVA, ROP, FEE	B++	80	15,000	Single	18.00	0.95	7.25	3.25	5% / 5%	10 yrs		0-75: 7.25+ 76-80: 5.00+ 81-UP: 3.25+
NASSAU LIFE AND ANNUITY COMPANY Nassau Bonus Annuity Plus 10 Group B MVA, ROP, FEE	B++	85	15,000	Single	15.00 to 16.00	0.95	6.75	3.15	5% / 5%	10 yrs		0-75: 7.00+ 76-80: 4.75+ 81-UP: 3.25+
NASSAU LIFE AND ANNUITY COMPANY Nassau Growth Annuity 10 Group A MVA, ROP	B++	80	15,000	Single			10.00	4.50	10% / 10%	10 yrs		0-75: 7.25+ 76-80: 5.00+ 81-UP: 3.25+
NASSAU LIFE AND ANNUITY COMPANY Nassau Growth Annuity 10 Group A with Income MVA, ROP	B++	80	15,000	Single			10.00	4.50	10% / 10%	10 yrs	Optional	0-75: 7.25+ 76-UP: 5.00+

Fixed Indexed Annuities

Carrier / Product Name	AM Best	Max Issue Age	Min Premium	Premium Type	Premium Bonus	Product Fee	Any Annual P-to-P Cap	Base Rate	Free Withdrawal Yr 1 Yr 2+	SC Years	Riders	Commission
NASSAU LIFE AND ANNUITY COMPANY Nassau Growth Annuity 10 Group B MVA, ROP	B++	85	15,000	Single			9.50	4.40	10% / 10%	10 yrs		0-75: 7.00+ 76-80: 4.75+ 81-UP: 3.25+
GUARANTY INCOME LIFE Nassau Growth Annuity 10 Group B with Income MVA, ROP	B++	80	15,000	Single			9.50	4.40	10% / 10%	10 yrs	Optional	0-75: 7.00+ 76-UP: 4.75+
NASSAU LIFE AND ANNUITY COMPANY Nassau Growth Annuity 10 Group C MVA, ROP	B++	85	15,000	Single			9.50	4.40	10% / 10%	10 yrs		0-75: 7.00+ 76-80: 4.75+ 81-UP: 3.25+
EQUITRUST LIFE INSURANCE COMPANY Nassau Growth Annuity 10 Group C with Income MVA, ROP	B++	80	15,000	Single			9.50	4.40	10% / 10%	10 yrs	Optional	0-75: 7.00+ 76-UP: 4.75+
NASSAU LIFE AND ANNUITY COMPANY Nassau Growth Annuity 7 Group B MVA, ROP	B++	85	15,000	Single			9.00	3.70	10% / 10%	7 yrs		0-75: 6.50+ 76-80: 4.25+ 81-UP: 3.00+
NASSAU LIFE AND ANNUITY COMPANY Nassau Growth Annuity 7 Group C MVA, ROP	B++	85	15,000	Single			9.00	3.70	10% / 10%	7 yrs		0-75: 6.50+ 76-80: 4.25+ 81-UP: 3.00+
NASSAU LIFE AND ANNUITY COMPANY Nassau Income Accelerator Group A MVA, ROP	B++	80	15,000	Single			4.00	1.50	10% / 10%	10 yrs	Included	0-75: 7.25+ 76-80: 5.00+
DELAWARE LIFE Nassau Income Accelerator Group B MVA, ROP	B++	80	15,000	Single			3.50	1.25	10% / 10%	10 yrs	Included	0-75: 7.00+ 76-80: 4.75+
NASSAU LIFE AND ANNUITY COMPANY Nassau Income Accelerator Group C MVA, ROP	B++	80	15,000	Single			3.50	2.80	10% / 10%	10 yrs	Included	0-75: 7.00+ 76-80: 5.00+
NASSAU LIFE AND ANNUITY COMPANY Nassau Income Accelerator Group D MVA, ROP	B++	80	15,000	Single			3.50	2.80	10% / 10%	10 yrs	Included	0-75: 7.00+ 76-80: 4.75+
OXFORD LIFE INSURANCE COMPANY Nassau Personal Income Annuity Group A MVA, ROP	B++	80	15,000	Single			4.00	1.50	10% / 10%	10 yrs	Included	0-75: 7.25+ 76-UP: 5.00+
OCEANVIEW LIFE AND ANNUITY Nassau Personal Income Annuity Group B MVA, ROP	B++	80	15,000	Single			3.50	1.25	10% / 10%	10 yrs	Included	0-75: 7.00+ 76-UP: 4.75+
NASSAU LIFE AND ANNUITY COMPANY Nassau Personal Income Annuity Group C MVA, ROP	B++	80	15,000	Single			3.50	2.80	10% / 10%	10 yrs	Included	0-75: 7.00+ 76-UP: 5.00+
CLEAR SPRING LIFE Nassau Personal Income Annuity Group D MVA, ROP	B++	80	15,000	Single			3.50	2.80	10% / 10%	10 yrs	Included	0-75: 7.00+ 76-80: 4.75+ 81-UP: 2.00+

Fixed Indexed Annuities

Carrier / Product Name	AM Best	Max Issue Age	Min Premium	Premium Type	Premium Bonus	Product Fee	Any Annual P-to-P Cap	Base Rate	Free Withdrawal Yr 1 Yr 2+	SC Years	Riders	Commission
NASSAU LIFE AND ANNUITY COMPANY Nassau Personal Protection Choice SM Group A MVA, ROP	B++	80	15,000	Single			6.00	3.00	10% / 10%	10 yrs	Optional	0-75: 7.25+ 76-UP: 5.00+
NASSAU LIFE AND ANNUITY COMPANY Nassau Personal Protection Choice SM Group B MVA, ROP	B++	80	15,000	Single			5.50	2.70	10% / 10%	10 yrs	Optional	0-75: 7.00+ 76-UP: 4.75+
NASSAU LIFE AND ANNUITY COMPANY Nassau Personal Protection Choice SM Group C MVA, ROP	B++	80	15,000	Single			5.50	2.80	10% / 10%	10 yrs	Optional	0-75: 7.00+ 76-UP: 5.00+
NASSAU LIFE AND ANNUITY COMPANY Nassau Personal Protection Choice SM Group D MVA, ROP	B++	80	15,000	Single			5.50	2.80	10% / 10%	10 yrs		0-75: 7.00+ 76-UP: 4.75+
National Integrity Life Insurance AM Best: A+ Last Rate Change 4/1/2025												
NATIONAL INTEGRITY LIFE INS. Indextra 10 NY <i>Low Band</i>	A+	85	15,000	Single			7.00	3.75 MYG	10% / 10%	10 yrs		18-75: 6.50+ 76-85: 5.00+
NATIONAL INTEGRITY LIFE INS. Indextra 10 NY <i>High Band</i>	A+	85	100,000	Single			7.25	3.85 MYG	10% / 10%	10 yrs		18-75: 6.50+ 76-85: 5.00+
NATIONAL INTEGRITY LIFE INS. Indextra 5 NY <i>Low Band</i>	A+	85	15,000	Single			7.25	4.05 MYG	10% / 10%	5 yrs		18-75: 3.25+ 76-85: 2.50+
NATIONAL INTEGRITY LIFE INS. Indextra 5 NY <i>High Band</i>	A+	85	100,000	Single			7.50	4.15 MYG	10% / 10%	5 yrs		18-75: 3.25+ 76-85: 2.50+
NATIONAL INTEGRITY LIFE INS. Indextra 7 NY <i>Low Band</i>	A+	85	15,000	Single			7.00	3.85 MYG	10% / 10%	7 yrs		18-75: 5.25+ 76-85: 4.25+
NATIONAL INTEGRITY LIFE INS. Indextra 7 NY <i>High Band</i>	A+	85	100,000	Single			7.25	3.95 MYG	10% / 10%	7 yrs		18-75: 5.25+ 76-85: 4.25+
National Life Group AM Best: A+ Last Rate Change 4/8/2025												
NATIONAL LIFE GROUP FIT Secure Growth MVA, LOAN	A+	85	5,000	FPA			9.00	3.00	0% / 10%	10 yrs		0-70: 7.00+ 71-75: 5.44+ 76-80: 4.28+ 81-85: 3.11+
NATIONAL LIFE GROUP FIT Select Income - Max Bonus MVA, LOAN	A+	75	5,000	FPA			9.00	3.00	0% / 10%	10 yrs	Included	0-70: 7.00+ 71-UP: 5.44+
NATIONAL LIFE GROUP FIT Select Income - Split Bonus MVA, LOAN	A+	75	5,000	FPA	5.00		9.00	3.00	0% / 10%	10 yrs	Included	0-70: 7.00+ 71-UP: 5.44+

Fixed Indexed Annuities

Carrier / Product Name	AM Best	Max Issue Age	Min Premium	Premium Type	Premium Bonus	Product Fee	Any Annual P-to-P Cap	Base Rate	Free Withdrawal Yr 1 Yr 2+	SC Years	Riders	Commission
NATIONAL LIFE GROUP Flex Secure Growth 10 MVA	A+	85	5,000	FPA			9.00	3.00	0% / 10%	10 yrs		0-75: 7.00+ 76-80: 5.25+ 81-UP: 3.50+
NATIONAL LIFE GROUP Flex Secure Growth 10 Bonus MVA	A+	75	5,000	FPA	5.00		7.50	2.20	0% / 10%	10 yrs		0-75: 7.00+ 76-80: 5.25+ 81-UP: 3.50+
NATIONAL LIFE GROUP Flex Secure Growth 5 MVA	A+	85	5,000	FPA			8.50	2.80	0% / 10%	5 yrs		0-75: 3.50+ 76-80: 2.63+ 81-UP: 1.75+
NATIONAL LIFE GROUP Flex Secure Growth 7 MVA	A+	85	5,000	FPA			8.75	2.90	0% / 10%	7 yrs		0-75: 6.00+ 76-80: 4.50+ 81-UP: 3.00+
NATIONAL LIFE GROUP Flex Select Income Max Bonus MVA	A+	75	5,000	FPA			9.00	3.00	0% / 10%	10 yrs	Included	0-75: 7.00+ 76-80: 5.25+ 81-UP: 3.50+
NATIONAL LIFE GROUP Flex Select Income Split Bonus MVA	A+	75	5,000	FPA			9.00	3.00	0% / 10%	10 yrs	Included	0-75: 7.00+ 76-80: 5.25+ 81-UP: 3.50+
NATIONAL LIFE GROUP Growth Driver 10 MVA, LOAN	A+	75	25,000	1 Year or Less	10.00		7.00	2.45	0% / 10%	10 yrs		0-UP: 7.00+
NATIONAL LIFE GROUP Growth Driver 7 MVA, LOAN	A+	75	25,000	1 Year or Less	7.00		6.50	2.40	0% / 10%	7 yrs		0-UP: 6.00+
NATIONAL LIFE GROUP Income Driver 10 MVA	A+	85	25,000	1 Year or Less			8.00	2.40	0% / 10%	10 yrs	Optional	0-75: 7.00+ 76-80: 5.25+ 81-UP: 3.50+
NATIONAL LIFE GROUP Income Driver 7 MVA	A+	85	25,000	1 Year or Less			7.75	2.30	0% / 10%	7 yrs	Optional	45-75: 6.00+ 76-80: 4.50+ 81-85: 3.00+
NATIONAL LIFE GROUP Zenith Growth 10 MVA, LOAN	A+	85	25,000	1 Year or Less			10.00	3.30	0% / 10%	10 yrs		0-75: 7.00+ 76-80: 5.25+ 81-85: 3.50+
NATIONAL LIFE GROUP Zenith Growth 5 MVA, LOAN	A+	85	25,000	1 Year or Less			9.25	3.10	0% / 10%	5 yrs		0-75: 3.50+ 76-80: 2.63+ 81-85: 1.75+
NATIONAL LIFE GROUP Zenith Growth 7 MVA, LOAN	A+	85	25,000	1 Year or Less			9.75	3.20	0% / 10%	7 yrs		0-75: 6.00+ 76-80: 4.50+ 81-85: 3.00+

Fixed Indexed Annuities

Carrier / Product Name	AM Best	Max Issue Age	Min Premium	Premium Type	Premium Bonus	Product Fee	Any Annual P-to-P Cap	Base Rate	Free Withdrawal Yr 1 Yr 2+	SC Years	Riders	Commission
NATIONAL LIFE GROUP Zenith Income 10 - Max Bonus MVA	A+	75	25,000	1 Year or Less			10.00	3.30	0% / 10%	10 yrs	Included	35-UP: 7.00+
NATIONAL LIFE GROUP Zenith Income 10 - Split Bonus MVA	A+	75	25,000	1 Year or Less	5.00		10.00	3.30	0% / 10%	10 yrs	Included	35-75: 7.00+
NATIONAL LIFE GROUP Zenith Income 7 - Max Bonus MVA	A+	75	25,000	1 Year or Less			9.75	3.20	0% / 10%	7 yrs	Included	35-75: 6.00+
NATIONAL LIFE GROUP Zenith Income 7 - Split Bonus MVA	A+	75	25,000	1 Year or Less	5.00		9.75	3.20	0% / 10%	7 yrs	Included	35-75: 6.00+
North American Company AM Best: A+ Last Rate Change 4/8/2025												
NORTH AMERICAN COMPANY BenefitSolutions 10 MVA	A+	79	20,000	Single			5.00	2.30	0% / 5%	10 yrs	Included	40-75: 7.00+ 76-79: 5.25+ 80-UP: 3.50+
NORTH AMERICAN COMPANY Charter Plus 10 MVA <i>Low Band</i>	A+	79	20,000	FPA	9.00 to 18.00		6.00	2.65	0% / 10%	10 yrs		0-75: 7.00+ 76-79: 5.25+ 80-UP: 3.50+
NORTH AMERICAN COMPANY Charter Plus 10 MVA <i>High Band</i>	A+	79	75,000	FPA	12.00 to 21.00		6.00	2.65	0% / 10%	10 yrs		0-75: 7.00+ 76-79: 5.25+ 80-UP: 3.50+
NORTH AMERICAN COMPANY Charter Plus 10 (State Variations) <i>Low Band</i>	A+	79	20,000	FPA	9.00 to 18.00		5.75	2.65	0% / 10%	10 yrs		0-75: 7.00+ 76-79: 5.25+ 80-UP: 3.50+
NORTH AMERICAN COMPANY Charter Plus 10 (State Variations) <i>High Band</i>	A+	79	75,000	FPA	12.00 to 21.00		5.75	2.65	0% / 10%	10 yrs		0-75: 7.00+ 76-79: 5.25+ 80-UP: 3.50+
NORTH AMERICAN COMPANY Charter Plus 10 CA <i>Low Band</i>	A+	79	20,000	FPA	17.00		5.75	2.65	0% / 10%	10 yrs		0-75: 7.00+ 76-79: 5.25+ 80-UP: 3.50+
NORTH AMERICAN COMPANY Charter Plus 10 CA <i>High Band</i>	A+	79	75,000	FPA	20.00		5.75	2.65	0% / 10%	10 yrs		0-75: 7.00+ 76-79: 5.25+ 80-UP: 3.50+
NORTH AMERICAN COMPANY Charter Plus 14 MVA <i>Low Band</i>	A+	75	20,000	FPA	11.00 to 23.00		6.50	2.75	0% / 10%	14 yrs		0-75: 7.00+ 76-79: 5.25+ 80-UP: 3.50+
NORTH AMERICAN COMPANY Charter Plus 14 MVA <i>High Band</i>	A+	75	75,000	FPA	15.00 to 27.00		6.50	2.75	0% / 10%	14 yrs		0-75: 7.00+ 76-79: 5.25+ 80-UP: 3.50+

Fixed Indexed Annuities

Carrier / Product Name	AM Best	Max Issue Age	Min Premium	Premium Type	Premium Bonus	Product Fee	Any Annual P-to-P Cap	Base Rate	Free Withdrawal Yr 1 Yr 2+	SC Years	Riders	Commission
NORTH AMERICAN COMPANY Charter Plus 14 CA <i>Low Band</i>	A+	52	20,000	FPA	11.00		6.50	2.75	0% / 10%	14 yrs		0-75: 7.00+ 76-79: 5.25+ 80-UP: 3.50+
NORTH AMERICAN COMPANY Charter Plus 14 CA <i>High Band</i>	A+	52	75,000	FPA	15.00		6.50	2.75	0% / 10%	14 yrs		0-75: 7.00+ 76-79: 5.25+ 80-UP: 3.50+
NORTH AMERICAN COMPANY Income Pay Pro 10 MVA	A+	79	20,000	1 Year or Less			5.00	2.50	10% / 10%	10 yrs	Optional	0-75: 7.00+ 76-79: 5.25+ 80-UP: 3.50+
NORTH AMERICAN COMPANY NAC Control. X MVA	A+	79	20,000	Single			8.50	3.55	0% / 10%	10 yrs	Optional	0-75: 7.00+ 76-79: 5.25+
NORTH AMERICAN COMPANY NAC Guaranteed Allocation 10 Model Blend A MVA	A+	79	20,000	1 Year or Less			12.00	3.25	10% / 10%	10 yrs		0-75: 7.00+ 76-UP: 5.25+
NORTH AMERICAN COMPANY NAC Guaranteed Allocation 10 Model Blend B MVA	A+	79	20,000	1 Year or Less			9.25	3.25	10% / 10%	10 yrs		0-75: 7.00+ 76-UP: 5.25+
NORTH AMERICAN COMPANY NAC Guaranteed Allocation 10 Model Blend C MVA	A+	79	20,000	1 Year or Less			8.25	3.25	10% / 10%	10 yrs		0-75: 7.00+ 76-UP: 5.25+
NORTH AMERICAN COMPANY NAC Guaranteed Allocation 10 Model Blend D MVA	A+	79	20,000	1 Year or Less			7.50	3.25	10% / 10%	10 yrs		0-75: 7.00+ 76-UP: 5.25+
NORTH AMERICAN COMPANY NAC Guaranteed Allocation 5 Model Blend A MVA	A+	89	20,000	1 Year or Less			11.00	3.05	10% / 10%	5 yrs		0-75: 4.25+ 76-79: 3.19+ 80-UP: 2.13+
NORTH AMERICAN COMPANY NAC Guaranteed Allocation 5 Model Blend B MVA	A+	89	20,000	1 Year or Less			8.50	3.05	10% / 10%	5 yrs		0-75: 4.25+ 76-79: 3.19+ 80-UP: 2.13+
NORTH AMERICAN COMPANY NAC Guaranteed Allocation 5 Model Blend C MVA	A+	89	20,000	1 Year or Less			7.25	3.05	10% / 10%	5 yrs		0-75: 4.25+ 76-79: 3.19+ 80-UP: 2.13+
NORTH AMERICAN COMPANY NAC Guaranteed Allocation 5 Model Blend D MVA	A+	89	20,000	1 Year or Less			6.75	3.05	10% / 10%	5 yrs		0-75: 4.25+ 76-79: 3.19+ 80-UP: 2.13+
NORTH AMERICAN COMPANY NAC Guaranteed Allocation 7 Model Blend A MVA	A+	85	20,000	1 Year or Less			11.50	3.15	10% / 10%	7 yrs		0-75: 5.00+ 76-79: 3.75+ 80-UP: 2.50+
NORTH AMERICAN COMPANY NAC Guaranteed Allocation 7 Model Blend B MVA	A+	85	20,000	1 Year or Less			8.75	3.15	10% / 10%	7 yrs		0-75: 5.00+ 76-79: 3.75+ 80-UP: 2.50+

Fixed Indexed Annuities

Carrier / Product Name	AM Best	Max Issue Age	Min Premium	Premium Type	Premium Bonus	Product Fee	Any Annual P-to-P Cap	Base Rate	Free Withdrawal Yr 1 Yr 2+	SC Years	Riders	Commission
NORTH AMERICAN COMPANY NAC Guaranteed Allocation 7 Model Blend C MVA	A+	85	20,000	1 Year or Less			7.50	3.15	10% / 10%	7 yrs		0-75: 5.00+ 76-79: 3.75+ 80-UP: 2.50+
NORTH AMERICAN COMPANY NAC Guaranteed Allocation 7 Model Blend D MVA	A+	85	20,000	1 Year or Less			7.00	3.15	10% / 10%	7 yrs		0-75: 5.00+ 76-79: 3.75+ 80-UP: 2.50+
NORTH AMERICAN COMPANY NAC VersaChoice 10 MVA <i>Low Band</i>	A+	79	20,000	1 Year or Less			7.75	2.80	10% / 10%	10 yrs		0-75: 7.00+ 76-79: 5.25+ 80-UP: 3.50+
NORTH AMERICAN COMPANY NAC VersaChoice 10 MVA <i>High Band</i>	A+	79	75,000	1 Year or Less			8.75	3.05	10% / 10%	10 yrs		0-75: 7.00+ 76-79: 5.25+ 80-UP: 3.50+
NORTH AMERICAN COMPANY NAC VersaChoice 10 (ELB) MVA, ROP <i>Low Band</i>	A+	79	20,000	1 Year or Less			7.75	2.80	10% / 20%	10 yrs		0-75: 7.00+ 76-79: 5.25+ 80-UP: 3.50+
NORTH AMERICAN COMPANY NAC VersaChoice 10 (ELB) MVA, ROP <i>High Band</i>	A+	79	75,000	1 Year or Less			8.75	3.05	10% / 20%	10 yrs		0-75: 7.00+ 76-79: 5.25+ 80-UP: 3.50+
NORTH AMERICAN COMPANY Performance Choice 8 MVA	A+	85	20,000	FPA			7.50	3.00	0% / 10%	8 yrs		0-75: 5.25+ 76-79: 3.95+ 80-85: 2.63+
Oceanview Life and Annuity AM Best: A Last Rate Change 4/15/2025												
OCEANVIEW LIFE AND ANNUITY Harbourview FIA 10 MVA	A	84	20,000	Single			8.50	7.00	0% / 10%	10 yrs		0-79: 7.00+ 80-89: 3.50+
OCEANVIEW LIFE AND ANNUITY Harbourview FIA 10 CA	A	84	20,000	Single			8.50	7.00	0% / 10%	10 yrs		0-79: 7.00+ 80-89: 3.50+
OCEANVIEW LIFE AND ANNUITY Harbourview FIA 3 MVA	A	89	20,000	Single			7.75	3.75	0% / 10%	3 yrs		0-79: 2.50+ 80-89: 1.25+
OCEANVIEW LIFE AND ANNUITY Harbourview FIA 3 CA	A	89	20,000	Single			7.75	3.75	0% / 10%	3 yrs		0-79: 2.50+ 80-89: 1.25+
OCEANVIEW LIFE AND ANNUITY Harbourview FIA 5 MVA	A	89	20,000	Single			9.00	3.75	0% / 10%	5 yrs		0-79: 4.00+ 80-89: 2.00+
OCEANVIEW LIFE AND ANNUITY Harbourview FIA 5 CA	A	89	20,000	Single			9.00	3.75	0% / 10%	5 yrs		0-79: 4.00+ 80-89: 2.00+
OCEANVIEW LIFE AND ANNUITY Harbourview FIA 7 MVA	A	84	20,000	Single			8.50	6.00	0% / 10%	7 yrs		0-79: 5.25+ 80-89: 2.63+

Fixed Indexed Annuities

Carrier / Product Name	AM Best	Max Issue Age	Min Premium	Premium Type	Premium Bonus	Product Fee	Any Annual P-to-P Cap	Base Rate	Free Withdrawal Yr 1 Yr 2+	SC Years	Riders	Commission
OCEANVIEW LIFE AND ANNUITY Harbourview FIA 7 CA	A	84	20,000	Single			8.50	6.00	0% / 10%	7 yrs		0-79: 5.25+ 80-89: 2.63+
Oxford Life Insurance Company AM Best: A Last Rate Change 4/8/2025												
OXFORD LIFE INSURANCE COMPANY Royal Select MVA	A	80	10,000	Single	8.00		7.45	3.70	Int / 10%	10 yrs	Optional	18-75: 6.50+ 76-80: 5.00+
OXFORD LIFE INSURANCE COMPANY Select 10 MVA	A	80	10,000	Single			8.75	4.50	0% / 10%	10 yrs	Optional	18-75: 6.50+ 76-80: 5.00+
OXFORD LIFE INSURANCE COMPANY Select 3 MVA	A	80	20,000	Single			6.75	4.00	0% / 10%	3 yrs	Optional	18-75: 2.25+ 76-80: 1.35+
OXFORD LIFE INSURANCE COMPANY Select 5 MVA	A	80	20,000	Single			8.10	4.30	0% / 10%	5 yrs	Optional	18-75: 3.50+ 76-80: 2.65+
OXFORD LIFE INSURANCE COMPANY Select 7 MVA	A	80	20,000	Single			8.35	4.30	0% / 10%	7 yrs	Optional	18-75: 5.00+ 76-80: 4.10+
Protective Life AM Best: A+ Last Rate Change 4/15/2025												
PROTECTIVE LIFE Asset Builder II 10 No ROP MVA <i>Low Band</i>	A+	85	10,000	FPA			4.20	3.00	10% / 10%	10 yrs		
PROTECTIVE LIFE Asset Builder II 10 No ROP MVA <i>Mid Band</i>	A+	85	50,000	FPA			6.15	3.55	10% / 10%	10 yrs		
PROTECTIVE LIFE Asset Builder II 10 No ROP MVA <i>High Band</i>	A+	85	100,000	FPA			7.40	3.65	10% / 10%	10 yrs		
PROTECTIVE LIFE Asset Builder II 7 MVA, ROP <i>Low Band</i>	A+	85	10,000	FPA			3.90	2.85	10% / 10%	7 yrs		
PROTECTIVE LIFE Asset Builder II 7 MVA, ROP <i>Mid Band</i>	A+	85	50,000	FPA			4.60	3.40	10% / 10%	7 yrs		
PROTECTIVE LIFE Asset Builder II 7 MVA, ROP <i>High Band</i>	A+	85	100,000	FPA			6.10	3.45	10% / 10%	7 yrs		
PROTECTIVE LIFE Asset Builder II 7 No ROP MVA <i>Low Band</i>	A+	85	10,000	FPA			4.45	2.95	10% / 10%	7 yrs		
PROTECTIVE LIFE Asset Builder II 7 No ROP MVA <i>Mid Band</i>	A+	85	50,000	FPA			6.30	3.50	10% / 10%	7 yrs		
PROTECTIVE LIFE Asset Builder II 7 No ROP MVA <i>High Band</i>	A+	85	100,000	FPA			7.35	3.55	10% / 10%	7 yrs		
PROTECTIVE LIFE Protective Guaranteed Income Indexed Annuity MVA <i>Low Band</i>	A+	79	25,000	1 Year or Less			2.95	2.65	10% / 10%	10 yrs	Multiple	50-79: 5.50+


Fixed Indexed Annuities

Carrier / Product Name	AM Best	Max Issue Age	Min Premium	Premium Type	Premium Bonus	Product Fee	Any Annual P-to-P Cap	Base Rate	Free Withdrawal Yr 1 Yr 2+	SC Years	Riders	Commission
PROTECTIVE LIFE Protective Guaranteed Income Indexed Annuity MVA <i>High Band</i>	A+	79	100,000	1 Year or Less			3.25	2.80	10% / 10%	10 yrs	Multiple	50-79: 5.50+
PROTECTIVE LIFE Protective Income Builder MVA <i>Low Band</i>	A+	85	25,000	1 Year or Less			5.70	2.65	10% / 10%	7 yrs	Included	50-75: 4.00+ 76-85: 3.00+
PROTECTIVE LIFE Protective Income Builder MVA <i>High Band</i>	A+	85	100,000	1 Year or Less			6.00	2.80	10% / 10%	7 yrs	Included	50-75: 4.00+ 76-85: 3.00+
Protective Life And Annuity (NY) AM Best: A+ Last Rate Change 4/15/2025												
PROTECTIVE LIFE AND ANNUITY (NY) Protective Indexed Annuity 10 NY <i>Low Band</i>	A+	85	10,000	1 Year or Less			4.65	3.00	10% / 10%	10 yrs		0-80: 3.75+ 81-UP: 1.90+
PROTECTIVE LIFE AND ANNUITY (NY) Protective Indexed Annuity 10 NY <i>High Band</i>	A+	85	100,000	1 Year or Less			5.65	3.10	10% / 10%	10 yrs		0-80: 3.75+ 81-UP: 1.90+
PROTECTIVE LIFE AND ANNUITY (NY) Protective Indexed Annuity 10 with ROP NY ROP <i>Low Band</i>	A+	85	10,000	1 Year or Less			3.65	2.90	10% / 10%	10 yrs		0-80: 3.75+ 81-UP: 1.90+
PROTECTIVE LIFE AND ANNUITY (NY) Protective Indexed Annuity 10 with ROP NY ROP <i>High Band</i>	A+	85	100,000	1 Year or Less			4.65	3.00	10% / 10%	10 yrs		0-80: 3.75+ 81-UP: 1.90+
PROTECTIVE LIFE AND ANNUITY (NY) Protective Indexed Annuity 5 NY <i>Low Band</i>	A+	85	10,000	1 Year or Less			4.45	2.90	10% / 10%	5 yrs		0-80: 2.00+ 81-UP: 1.00+
PROTECTIVE LIFE AND ANNUITY (NY) Protective Indexed Annuity 5 NY <i>High Band</i>	A+	85	100,000	1 Year or Less			5.50	3.00	10% / 10%	5 yrs		0-80: 2.00+ 81-UP: 1.00+
PROTECTIVE LIFE AND ANNUITY (NY) Protective Indexed Annuity 5 with ROP NY ROP <i>Low Band</i>	A+	85	10,000	1 Year or Less			3.45	2.80	10% / 10%	5 yrs		0-80: 2.00+ 81-UP: 1.00+
PROTECTIVE LIFE AND ANNUITY (NY) Protective Indexed Annuity 5 with ROP NY ROP <i>High Band</i>	A+	85	100,000	1 Year or Less			4.20	2.90	10% / 10%	5 yrs		0-80: 2.00+ 81-UP: 1.00+
PROTECTIVE LIFE AND ANNUITY (NY) Protective Indexed Annuity 7 NY <i>Low Band</i>	A+	85	10,000	1 Year or Less			4.55	2.95	10% / 10%	7 yrs		0-80: 3.00+ 81-UP: 1.50+
PROTECTIVE LIFE AND ANNUITY (NY) Protective Indexed Annuity 7 NY <i>High Band</i>	A+	85	100,000	1 Year or Less			5.55	3.05	10% / 10%	7 yrs		0-80: 3.00+ 81-UP: 1.50+
PROTECTIVE LIFE AND ANNUITY (NY) Protective Indexed Annuity 7 with ROP NY ROP <i>Low Band</i>	A+	85	10,000	1 Year or Less			3.50	2.85	10% / 10%	7 yrs		0-80: 3.00+ 81-UP: 1.50+




Fixed Indexed Annuities

Carrier / Product Name	AM Best	Max Issue Age	Min Premium	Premium Type	Premium Bonus	Product Fee	Any Annual P-to-P Cap	Base Rate	Free Withdrawal Yr 1 Yr 2+	SC Years	Riders	Commission
PROTECTIVE LIFE AND ANNUITY (NY) Protective Indexed Annuity 7 with ROP NY ROP <i>High Band</i>	A+	85	100,000	1 Year or Less			4.55	2.95	10% / 10%	7 yrs		0-80: 3.00+ 81-UP: 1.50+
Pruco Life Insurance Company (Prudential) AM Best: A+ Last Rate Change 2/1/2025												
PRUCO LIFE INS. CO. (PRUDENTIAL) Prudential Surepath 10 MVA	A+	85	25,000	Single			14.00	3.00	0% / 10%	10 yrs		0-74: 6.50+ 75-UP: 4.50+
PRUCO LIFE INS. CO. (PRUDENTIAL) Prudential Surepath 7 MVA	A+	85	25,000	Single			13.50	3.00	0% / 10%	7 yrs		0-75: 5.00+ 76-UP: 3.00+
PRUCO LIFE INS. CO. (PRUDENTIAL) Prudential Surepath SM Income MVA	A+	85	25,000	Single			12.00	3.00	10% / 10%	10 yrs	Included	0-75: 6.50+ 76-UP: 4.50+
Reliance Standard Life AM Best: A++ Last Rate Change 4/2/2025												
RELiance STANDARD LIFE Keystone 10 Index Annuity	A++	80	10,000	Single			9.00	4.40	10% / 10%	10 yrs		0-80: 6.00+
RELiance STANDARD LIFE Keystone 5 Index Annuity	A++	85	10,000	Single			9.00	4.50	10% / 10%	5 yrs		0-80: 3.25+ 81-85: 1.95+
RELiance STANDARD LIFE Keystone 7 Index Annuity	A++	85	10,000	Single			9.00	4.50	10% / 10%	7 yrs		0-80: 4.50+ 81-85: 2.70+
RELiance STANDARD LIFE Reliance Accumulator 10	A++	80	20,000	Single			9.50	4.60	10% / 10%	10 yrs		0-75: 6.50+ 76-UP: 5.20+
RELiance STANDARD LIFE Reliance Accumulator 5	A++	85	20,000	Single			9.50	4.70	10% / 10%	5 yrs		0-80: 3.25+ 81-85: 1.95+
RELiance STANDARD LIFE Reliance Accumulator 7	A++	85	20,000	Single			9.50	4.70	10% / 10%	7 yrs		0-80: 4.50+ 81-85: 2.70+
Revol One Financial AM Best: B++ Last Rate Change 3/3/2025												
REVOL ONE FINANCIAL Enduris 10 MVA	B++	80	10,000	Single			10.00	4.50	0% / 10%	10 yrs		18-75: 7.50+ 76-80: 5.25+
REVOL ONE FINANCIAL Enduris 10 Bonus MVA	B++	80	10,000	Single	16.00		7.00	3.00	0% / 10%	10 yrs		18-75: 7.50 76-80: 5.25
REVOL ONE FINANCIAL Enduris 6 MVA	B++	80	25,000 QL 50,000 NQ	Single			9.25	4.50	0% / 10%	6 yrs		0-UP: 5.00+
REVOL ONE FINANCIAL Excelera Plus 3 Year MVA	B++	85 QL 90 NQ	25,000 QL 50,000 NQ	Single					0% / 0%	3 yrs ↺		18-80: 1.75+ 81-UP: 0.75+
REVOL ONE FINANCIAL Excelera Plus 5 Year MVA	B++	85 QL 90 NQ	25,000 QL 50,000 NQ	Single					0% / 0%	5 yrs ↺		18-80: 3.00+ 81-UP: 1.75+

Fixed Indexed Annuities

Carrier / Product Name	AM Best	Max Issue Age	Min Premium	Premium Type	Premium Bonus	Product Fee	Any Annual P-to-P Cap	Base Rate	Free Withdrawal Yr 1 Yr 2+	SC Years	Riders	Commission
REVOL ONE FINANCIAL Excelera Plus 7 Year MVA	B++	85 QL 90 NQ	25,000 QL 50,000 NQ	Single					0% / 0%	7 yrs 		18-80: 3.00+ 81-UP: 1.65+
Securian Financial AM Best: A+ Last Rate Change 4/15/2025												
SECURIAN FINANCIAL SecureLink Chronic Illness Access MVA <i>Low Band</i>	A+	75	20,000	Single			8.10	3.80	10% / 10%	7 yrs		
SECURIAN FINANCIAL SecureLink Chronic Illness Access MVA <i>High Band</i>	A+	75	100,000	Single			8.50	4.00	10% / 10%	7 yrs		
SECURIAN FINANCIAL SecureLink Ultra 5 MVA <i>Low Band</i>	A+	85	20,000	Single			9.80	4.25	10% / 10%	5 yrs		
SECURIAN FINANCIAL SecureLink Ultra 5 MVA <i>Mid Band</i>	A+	85	100,000	Single			10.00	4.35	10% / 10%	5 yrs		
SECURIAN FINANCIAL SecureLink Ultra 5 MVA <i>High Band</i>	A+	85	500,000	Single			10.20	4.45	10% / 10%	5 yrs		
SECURIAN FINANCIAL SecureLink Ultra 7 MVA <i>Low Band</i>	A+	85	20,000	Single			9.80	4.25	10% / 10%	7 yrs		
SECURIAN FINANCIAL SecureLink Ultra 7 MVA <i>Mid Band</i>	A+	85	100,000	Single			10.00	4.35	10% / 10%	7 yrs		
SECURIAN FINANCIAL SecureLink Ultra 7 MVA <i>High Band</i>	A+	85	500,000	Single			10.20	4.45	10% / 10%	7 yrs		
Sentinel Security Life Insurance Company AM Best: B++ Last Rate Change 1/1/2025												
SENTINEL SECURITY LIFE INS. CO. Accumulation Protector Plus MVA	B++	85	5,000	Single	5.00		5.00	3.00	0% / 5%	10 yrs		0-75: 8.25+ 76-80: 7.00+ 81-UP: 6.00+
SENTINEL SECURITY LIFE INS. CO. Accumulation Protector Plus with Rate Enhancement Rider MVA, ROP, FEE	B++	85	5,000	Single	5.00	0.95	11.00	3.95	0% / 10%	10 yrs		0-75: 8.25+ 76-80: 7.00+ 81-UP: 6.00+
SENTINEL SECURITY LIFE INS. CO. Guaranteed Income Annuity 10 with Accumulation Benefit Rider MVA	B++	85	5,000	1 Year or Less	6.00 to 10.00			3.00	0% / 10%	10 yrs	Included	0-75: 7.50+ 76-85: 5.50+
SENTINEL SECURITY LIFE INS. CO. Guaranteed Income Annuity 10 with Guarantee Income Withdrawal Benefit MVA	B++	85	5,000	1 Year or Less				3.00	0% / 10%	10 yrs	Included	0-75: 7.50+ 76-85: 5.50+
SENTINEL SECURITY LIFE INS. CO. Guaranteed Income Annuity 10 with Legacy Benefit Rider MVA	B++	85	5,000	1 Year or Less	3.00 to 10.00			3.00	0% / 10%	10 yrs		0-75: 7.50+ 76-85: 5.50+

Fixed Indexed Annuities

Carrier / Product Name	AM Best	Max Issue Age	Min Premium	Premium Type	Premium Bonus	Product Fee	Any Annual P-to-P Cap	Base Rate	Free Withdrawal Yr 1 Yr 2+	SC Years	Riders	Commission
SENTINEL SECURITY LIFE INS. CO. Personal Choice Plus+ (86-90) *FEE* MVA	B++	90	5,000	Single			4.10	3.00	0% / 0%	5 yrs 		86-90: 1.60+
SENTINEL SECURITY LIFE INS. CO. Personal Choice Plus+ (CA, FL) *FEE FOR WAIVERS* MVA	B++	90	5,000	Single			4.10	3.00	0% / 0%	5 yrs 		0-80: 2.25+ 81-86: 1.60+
SENTINEL SECURITY LIFE INS. CO. Personal Choice Plus+ *FEE FOR WAIVERS* MVA	B++	85	5,000	Single			4.10	3.00	0% / 0%	5 yrs 		0-80: 2.25+ 81-85: 1.60+
SENTINEL SECURITY LIFE INS. CO. Retirement Plus Multiplier™ 10 Annuity MVA	B++	85	5,000	Single			5.00	3.00	0% / 10%	10 yrs		0-75: 8.00 76-80: 6.75 81-UP: 5.75
SENTINEL SECURITY LIFE INS. CO. Retirement Plus Multiplier™ 10 Annuity Growth Benefit MVA	B++	85	5,000	Single				3.00	0% / 10%	10 yrs		0-75: 8.00+ 76-80: 6.75+ 81-UP: 5.75+
SENTINEL SECURITY LIFE INS. CO. Retirement Plus Multiplier™ 10 Annuity Income Multiplier MVA	B++	85	5,000	Single			5.00	3.00	0% / 10%	10 yrs	Included	0-75: 8.00+ 76-80: 6.75+ 81-UP: 5.75+
SENTINEL SECURITY LIFE INS. CO. Retirement Plus Multiplier™ 5 Annuity MVA	B++	85	5,000	Single			5.00	3.00	0% / 10%	5 yrs		0-75: 7.00 76-80: 5.75 81-UP: 3.50
SENTINEL SECURITY LIFE INS. CO. Retirement Plus Multiplier™ 5 Annuity Growth Benefit MVA	B++	85	5,000	Single				3.00	0% / 10%	5 yrs		0-75: 7.00+ 76-80: 5.75+ 81-UP: 3.50+
SENTINEL SECURITY LIFE INS. CO. Retirement Plus Multiplier™ 5 Annuity Income Multiplier MVA	B++	85	5,000	Single			5.00	3.00	0% / 10%	5 yrs	Included	0-75: 7.00+ 76-80: 5.75+ 81-UP: 3.50+
SENTINEL SECURITY LIFE INS. CO. Retirement Plus Multiplier™ 7 Annuity MVA	B++	85	5,000	Single			5.00	3.00	0% / 10%	7 yrs		0-75: 7.50 76-80: 6.25 81-UP: 4.00
SENTINEL SECURITY LIFE INS. CO. Retirement Plus Multiplier™ 7 Annuity Growth Benefit MVA	B++	85	5,000	Single				3.00	0% / 10%	7 yrs		0-75: 7.50+ 76-80: 6.25+ 81-UP: 4.00+
SENTINEL SECURITY LIFE INS. CO. Retirement Plus Multiplier™ 7 Annuity Income Multiplier MVA	B++	85	5,000	Single			5.00	3.00	0% / 10%	7 yrs	Included	0-75: 7.50+ 76-80: 6.25+ 81-UP: 4.00+
SENTINEL SECURITY LIFE INS. CO. Summit Bonus Index GLWB MVA	B++	80	5,000 QL 10,000 NQ	Single	10.00		2.50	1.50	Int / 10%	10 yrs	Optional	0-75: 7.25+ 76-80: 5.00+
SENTINEL SECURITY LIFE INS. CO. Summit Bonus Index Non-GLWB MVA	B++	80	5,000 QL 10,000 NQ	Single	7.00		2.50	1.50	Int / 10%	10 yrs		0-75: 7.25+ 76-80: 5.00+

Fixed Indexed Annuities

Carrier / Product Name	AM Best	Max Issue Age	Min Premium	Premium Type	Premium Bonus	Product Fee	Any Annual P-to-P Cap	Base Rate	Free Withdrawal Yr 1 Yr 2+	SC Years	Riders	Commission
SILAC AM Best: B Last Rate Change 1/6/2025												
SILAC Denali 10 MVA	B	85	10,000	1 Year or Less	3.00 High		10.00	4.75	0% / 5%	10 yrs	Included	0-75: 7.00+ 76-80: 6.00+ 81-85: 4.50+
SILAC Denali 10 (AK, CA, ID, MN, MT, OH, OR, PA, UT, WA) MVA	B	85	10,000	1 Year or Less	3.00 High		7.50	3.75	0% / 5%	10 yrs	Included	0-75: 7.00+ 76-80: 6.00+ 81-85: 4.50+
SILAC Denali 10 (CO, DE, IN, MA, MD, MO, NV, SC, TX) MVA	B	85	10,000	1 Year or Less	3.00 High		9.00	4.25	0% / 5%	10 yrs	Included	0-75: 7.00+ 76-80: 6.00+ 81-85: 4.50+
SILAC Denali 14 MVA	B	80	10,000	1 Year or Less	3.00 High		10.00	5.00	0% / 5%	14 yrs	Multiple	0-75: 8.50+ 76-80: 6.50+
SILAC Denali 14 (CA, IN) MVA	B	80	10,000	1 Year or Less	3.00 High		8.75	4.00	0% / 5%	14 yrs	Included	0-75: 8.50+ 76-80: 6.50+
SILAC Denali 14 (CO) MVA	B	80	10,000	1 Year or Less	3.00 High		9.75	4.75	0% / 5%	14 yrs	Multiple	0-75: 8.50+ 76-80: 6.50+
SILAC Denali 7 MVA	B	90	10,000	1 Year or Less	3.00 High		9.00	4.75	0% / 5%	7 yrs	Included	0-75: 6.00+ 76-80: 4.50+ 81-85: 3.00+ 86-90: 2.00+
SILAC Denali 7 (AK, CA, ID, MN, MT, OH, OR, PA, UT, WA) MVA	B	90	10,000	1 Year or Less	3.00 High		7.25	4.00	0% / 5%	7 yrs	Included	0-75: 6.00+ 76-80: 4.50+ 81-85: 3.00+ 86-90: 2.00+
SILAC Denali 7 (CO, DE, IN, MA, MD, MO, NV, SC, TX) MVA	B	90	10,000	1 Year or Less	3.00 High		8.50	4.25	0% / 5%	7 yrs	Included	0-75: 6.00+ 76-80: 4.50+ 81-85: 3.00+ 86-90: 2.00+
SILAC Denali Bonus 10 MVA	B	85	10,000	1 Year or Less	6.50 to 13.00		7.25	4.00	0% / 5%	10 yrs	Included	0-75: 7.00+ 76-80: 6.00+ 81-85: 4.50+
SILAC Denali Bonus 10 (AK, CA, CT, ID, MN, MT, OH, OR, PA, UT, WA) MVA	B	85	10,000	1 Year or Less	6.50 to 11.00		5.50	3.00	0% / 5%	10 yrs	Included	0-75: 7.00+ 76-80: 6.00+ 81-85: 4.50+
SILAC Denali Bonus 10 (CO, DE, IN, MA, MO, MD, NV, SC, TX) MVA	B	85	10,000	1 Year or Less	6.50 to 13.00		6.50	3.50	0% / 5%	10 yrs	Included	0-75: 7.00+ 76-80: 6.00+ 81-85: 4.50+

Fixed Indexed Annuities

Carrier / Product Name	AM Best	Max Issue Age	Min Premium	Premium Type	Premium Bonus	Product Fee	Any Annual P-to-P Cap	Base Rate	Free Withdrawal Yr 1 Yr 2+	SC Years	Riders	Commission
SILAC Denali Bonus 14 MVA	B	80	10,000	1 Year or Less	8.00 to 16.00		7.50	4.00	0% / 5%	14 yrs	Included	0-75: 8.50+ 76-80: 6.50+
SILAC Denali Bonus 14 (CA, IN) MVA	B	80	10,000	1 Year or Less	8.00 to 16.00		6.50	3.50	0% / 5%	14 yrs	Included	0-75: 8.50+ 76-80: 6.50+
SILAC Denali Bonus 14 (CO) MVA	B	80	10,000	1 Year or Less	8.00 to 16.00		7.25	3.75	0% / 5%	14 yrs	Included	0-75: 8.50+ 76-80: 6.50+
SILAC Denali Bonus 7 MVA	B	90	10,000	1 Year or Less	5.50 to 11.00		6.75	3.75	0% / 5%	7 yrs	Included	0-75: 6.00+ 76-80: 4.50+ 81-85: 3.00+ 86-90: 2.00+
SILAC Denali Bonus 7 (AK, CA, CT, ID, MN, MT, OH, OR, PA, UT, WA) MVA	B	90	10,000	1 Year or Less	5.50 to 11.00		5.25	3.00	0% / 5%	7 yrs	Included	0-75: 6.00+ 76-80: 4.50+ 81-85: 3.00+ 86-90: 2.00+
SILAC Denali Bonus 7 (CO, DE, IN, MA, MD, MO, NV, SC, TX) MVA	B	90	10,000	1 Year or Less	5.50 to 11.00		6.25	3.25	0% / 5%	7 yrs	Included	0-75: 6.00+ 76-80: 4.50+ 81-85: 3.00+ 86-90: 2.00+
SILAC Teton 10 MVA	B	85	10,000	1 Year or Less	5.00 High		8.25	4.25	0% / 5%	10 yrs		0-75: 7.25+ 76-80: 6.00+ 81-UP: 4.50+
SILAC Teton 10 State Variation MVA	B	85	10,000	1 Year or Less	5.00 High		7.75	4.00	0% / 5%	10 yrs		0-75: 7.25+ 76-80: 6.00+ 81-85: 4.50+
SILAC Teton 14 MVA	B	80	10,000	1 Year or Less	5.00 High		8.25	4.25	0% / 5%	14 yrs		0-75: 8.50+ 76-80: 6.50+
SILAC Teton 14 (CA) MVA	B	56	10,000	1 Year or Less	5.00 High		7.75	4.00	0% / 5%	14 yrs		0-75: 8.50 76-80: 6.50
SILAC Teton 14 (CO) MVA	B	80	10,000	1 Year or Less	5.00 High		8.00	4.00	0% / 5%	14 yrs		0-75: 8.50+ 76-80: 6.50+
SILAC Teton 5 MVA	B	90	10,000	1 Year or Less	2.00 High		8.25	4.25	0% / 5%	5 yrs		0-75: 6.75+ 76-80: 5.25+ 81-85: 3.25+ 86-90: 1.75+
SILAC Teton 5 State Variation MVA	B	90	10,000	1 Year or Less	2.00 High		7.75	4.00	0% / 5%	5 yrs		0-75: 6.75+ 76-80: 5.25+ 81-85: 3.25+ 86-90: 1.75+

Fixed Indexed Annuities

Carrier / Product Name	AM Best	Max Issue Age	Min Premium	Premium Type	Premium Bonus	Product Fee	Any Annual P-to-P Cap	Base Rate	Free Withdrawal Yr 1 Yr 2+	SC Years	Riders	Commission
SILAC Teton 7 MVA	B	90	10,000	1 Year or Less	3.00 High		8.25	4.25	0% / 5%	7 yrs		0-75: 6.00+ 76-80: 4.50+ 81-85: 3.00+ 86-90: 2.00+
SILAC Teton 7 State Variation MVA	B	90	10,000	1 Year or Less	3.00 High		7.75	4.00	0% / 5%	7 yrs		0-75: 6.00+ 76-80: 4.50+ 81-85: 3.00+ 86-90: 2.00+
SILAC Teton Bonus 10 MVA	B	85	10,000	1 Year or Less	9.00 to 16.00		6.50	3.25	0% / 5%	10 yrs		0-75: 7.25+ 76-80: 6.00+ 81-85: 4.50+
SILAC Teton Bonus 10 State Variation MVA	B	85	10,000	1 Year or Less	9.00 to 16.00		5.75	3.00	0% / 5%	10 yrs		0-75: 7.25+ 76-80: 6.00+ 81-85: 4.50+
SILAC Teton Bonus 14 MVA	B	80	10,000	1 Year or Less	13.00 to 18.00		6.50	3.50	0% / 5%	14 yrs		0-75: 8.50+ 76-80: 6.50+
SILAC Teton Bonus 14 (CA) MVA	B	56	10,000	1 Year or Less	13.00 to 18.00		6.00	2.75	0% / 5%	14 yrs		0-75: 8.50 76-80: 6.50
SILAC Teton Bonus 14 (CO) MVA	B	80	10,000	1 Year or Less	13.00 to 18.00		6.25	3.25	0% / 5%	14 yrs		0-75: 8.50+ 76-80: 6.50+
SILAC Teton Bonus 5 MVA	B	90	10,000	1 Year or Less	4.50 to 9.00		6.25	3.00	0% / 5%	5 yrs		0-75: 6.75+ 76-80: 5.25+ 81-85: 3.25+ 86-90: 1.75+
SILAC Teton Bonus 5 State Variation MVA	B	90	10,000	1 Year or Less	4.50 to 9.00		5.75	2.75	0% / 5%	5 yrs		0-75: 6.75+ 76-80: 5.25+ 81-85: 3.25+ 86-90: 1.75+
SILAC Teton Bonus 7 MVA	B	90	10,000	1 Year or Less	6.50 to 14.00		6.50	3.00	0% / 5%	7 yrs		0-75: 6.00+ 76-80: 4.50+ 81-85: 3.00+ 86-90: 2.00+
SILAC Teton Bonus 7 State Variation MVA	B	90	10,000	1 Year or Less	6.50 to 14.00		5.75	2.75	0% / 5%	7 yrs		0-75: 6.00+ 76-80: 4.50+ 81-85: 3.00+ 86-90: 2.00+
SILAC VEGA 10 MVA	B	85	10,000	1 Year or Less			5.25	2.25	0% / 5%	10 yrs	Included	0-75: 6.75+ 76-80: 5.75+ 81-85: 3.75+

Fixed Indexed Annuities

Carrier / Product Name	AM Best	Max Issue Age	Min Premium	Premium Type	Premium Bonus	Product Fee	Any Annual P-to-P Cap	Base Rate	Free Withdrawal Yr 1 Yr 2+	SC Years	Riders	Commission
SILAC VEGA 10 (AK, ID, MN, OH, OR, PA, UT, WA) MVA	B	85	10,000	1 Year or Less			4.50	2.00	0% / 5%	10 yrs	Included	0-75: 6.75+ 76-80: 5.75+ 81-85: 3.75+
SILAC VEGA 10 (CO, DE, IN, MA, MO, MD, NV, SC, TX) MVA	B	85	10,000	1 Year or Less			4.75	2.25	0% / 5%	10 yrs	Included	0-75: 6.75+ 76-80: 5.75+ 81-UP: 3.75+
SILAC VEGA 14 MVA	B	80	10,000	1 Year or Less			5.00	2.25	0% / 5%	14 yrs	Included	0-75: 8.00+ 76-80: 6.00+
SILAC VEGA 14 (CO) MVA	B	80	10,000	1 Year or Less			4.75	2.00	0% / 5%	14 yrs	Included	0-75: 8.00+ 76-80: 6.00+
SILAC VEGA 14 (IN) MVA	B	80	10,000	1 Year or Less			4.25	2.00	0% / 5%	14 yrs		0-75: 8.00+ 76-80: 6.00+
SILAC VEGA 7 MVA	B	90	10,000	1 Year or Less			5.25	2.25	0% / 5%	7 yrs	Included	0-75: 6.00+ 76-80: 4.50+ 81-85: 3.00+ 86-90: 2.00+
SILAC VEGA 7 (AK, ID, MN, MT, OH, OR, PA, UT, WA) MVA	B	90	10,000	1 Year or Less			5.00	2.00	0% / 5%	7 yrs	Included	0-75: 6.00+ 76-80: 4.50+ 81-85: 3.00+ 86-90: 2.00+
SILAC VEGA 7 (CO, DE, IN, MA, MO, MD, NV, SC, TX) MVA	B	90	10,000	1 Year or Less			5.25	2.00	0% / 5%	7 yrs	Included	0-75: 6.00+ 76-80: 4.50+ 76-80: 2.00+ 81-90: 3.00+
SILAC VEGA Bonus 10 MVA	B	85	10,000	1 Year or Less			5.00	2.00	0% / 5%	10 yrs	Included	0-75: 6.75+ 76-80: 5.75+ 81-85: 3.75+
SILAC VEGA Bonus 10 (AK, ID, MN, MT, OH, OR, PA, UT, WA) MVA	B	85	10,000	1 Year or Less			4.25	2.00	0% / 5%	10 yrs	Included	0-75: 6.75+ 76-80: 5.75+ 81-85: 3.75+
SILAC VEGA Bonus 10 (CO, DE, IN, MA, MD, MO, NV, SC, TX) MVA	B	85	10,000	1 Year or Less			4.25	2.00	0% / 5%	10 yrs	Included	0-75: 6.75+ 76-80: 5.75+ 81-85: 3.75+
SILAC VEGA Bonus 14 MVA	B	80	10,000	1 Year or Less			4.00	2.00	0% / 5%	14 yrs	Included	0-75: 8.00+ 76-80: 6.00+
SILAC VEGA Bonus 14 (CO) MVA	B	80	10,000	1 Year or Less			3.75	1.75	0% / 5%	14 yrs	Included	0-75: 8.00+ 76-80: 6.00+

Fixed Indexed Annuities

Carrier / Product Name	AM Best	Max Issue Age	Min Premium	Premium Type	Premium Bonus	Product Fee	Any Annual P-to-P Cap	Base Rate	Free Withdrawal Yr 1 Yr 2+	SC Years	Riders	Commission
SILAC VEGA Bonus 14 (IN) MVA	B	80	10,000	1 Year or Less			3.25	1.75	0% / 5%	14 yrs		0-75: 8.00+ 76-80: 6.00+
SILAC VEGA Bonus 7 MVA	B	90	10,000	1 Year or Less			5.50	2.25	0% / 5%	7 yrs	Included	0-75: 6.00+ 76-80: 4.50+ 81-85: 3.00+ 86-90: 2.00+
SILAC VEGA Bonus 7 (AK, ID, MN, MT, OH, OR, PA, UT, WA) MVA	B	90	10,000	1 Year or Less			5.25	2.00	0% / 5%	7 yrs	Included	0-75: 6.00+ 76-80: 4.50+ 81-85: 3.00+ 86-90: 2.00+
SILAC VEGA Bonus 7 (CO, DE, IN, MA, MO, MD, NV SC, TX) MVA	B	90	10,000	1 Year or Less			5.50	2.25	0% / 5%	7 yrs	Included	0-75: 6.00+ 76-80: 4.50+ 81-85: 3.00+ 86-90: 2.00+
Symetra Life Insurance Company AM Best: A Last Rate Change 4/15/2025 Next Change 4/17/2025												
SYMETRA LIFE INSURANCE COMPANY Symetra Edge Elite 5 MVA <i>Low Band</i>	A	85	25,000	Single			0.00 16.00 16.00	0.00 4.50 4.50	10% / 10%	5 yrs		0-75: 4.00+ 76-85: 2.50+
SYMETRA LIFE INSURANCE COMPANY Symetra Edge Elite 5 MVA <i>High Band</i>	A	85	100,000	Single			0.00 18.00 18.00	0.00 4.65 4.65	10% / 10%	5 yrs		0-75: 4.00+ 76-85: 2.50+
SYMETRA LIFE INSURANCE COMPANY Symetra Edge Elite 7 MVA <i>Low Band</i>	A	85	25,000	Single			0.00 16.00 16.00	0.00 4.50 4.50	10% / 10%	7 yrs		0-75: 5.50+ 76-85: 3.50+
SYMETRA LIFE INSURANCE COMPANY Symetra Edge Elite 7 MVA <i>High Band</i>	A	85	100,000	Single			0.00 18.00 18.00	0.00 4.65 4.65	10% / 10%	7 yrs		0-75: 5.50+ 76-85: 3.50+
SYMETRA LIFE INSURANCE COMPANY Symetra Income Edge MVA <i>Low Band</i>	A	85	10,000	Single			0.00 15.75 15.75	0.00 3.00 3.00	10% / 10%	7 yrs	Included	50-75: 6.00+ 76-UP: 5.00+
SYMETRA LIFE INSURANCE COMPANY Symetra Income Edge MVA <i>High Band</i>	A	85	100,000	Single			0.00 16.00 16.00	0.00 3.15 3.15	10% / 10%	7 yrs	Included	50-75: 6.00+ 76-UP: 5.00+

Fixed Indexed Annuities

Carrier / Product Name	AM Best	Max Issue Age	Min Premium	Premium Type	Premium Bonus	Product Fee	Any Annual P-to-P Cap	Base Rate	Free Withdrawal Yr 1 Yr 2+	SC Years	Riders	Commission
SYMETRA LIFE INSURANCE COMPANY Symetra Stride MVA	A	80	25,000	Single			0.00 14.00 14.00	0.00 3.85 3.85	0% / 7%	10 yrs	Optional	0-75: 7.00+ 76-80: 4.00+
The Standard AM Best: A Last Rate Change 3/31/2025												
THE STANDARD Enhanced Choice Index Plus 10 MVA	A	80	15,000	Single			8.50	4.25	0% / 10%	10 yrs		0-UP: 7.00
THE STANDARD Enhanced Choice Index Plus 5 MVA	A	93	15,000	Single			8.50	4.25	0% / 10%	5 yrs		0-80: 5.00 81-85: 2.50 86-90: 1.25 91-93: 1.00
THE STANDARD Enhanced Choice Index Plus 7 MVA	A	90	15,000	Single			9.00	4.25	0% / 10%	7 yrs		0-80: 6.00 81-85: 3.00 86-90: 1.50
THE STANDARD Index Select Annuity 10 MVA <i>Low Band</i>	A	80	15,000	Single			8.25	4.75	0% / 10%	10 yrs		0-UP: 5.00+
THE STANDARD Index Select Annuity 10 MVA <i>High Band</i>	A	80	100,000	Single			8.50	4.75	0% / 10%	10 yrs		0-UP: 5.00+
THE STANDARD Index Select Annuity 5 MVA <i>Low Band</i>	A	93	15,000	Single			8.50	4.75	0% / 10%	5 yrs		0-80: 3.00+ 81-84: 1.50+ 85-90: 1.35+ 91-UP: 1.35+
THE STANDARD Index Select Annuity 5 MVA <i>High Band</i>	A	93	100,000	Single			8.75	4.75	0% / 10%	5 yrs		0-80: 3.00+ 81-84: 1.50+ 85-90: 1.35+ 91-UP: 1.35+
THE STANDARD Index Select Annuity 7 MVA <i>Low Band</i>	A	90	15,000	Single			8.75	4.75	0% / 10%	7 yrs		0-80: 4.00+ 81-85: 2.00+ 86-90: 1.45+
THE STANDARD Index Select Annuity 7 MVA <i>High Band</i>	A	90	100,000	Single			9.00	4.75	0% / 10%	7 yrs		0-80: 4.00+ 81-85: 2.00+ 86-90: 1.45+
The United States Life Insurance Co. (NY) AM Best: A Last Rate Change 4/7/2025												
THE UNITED STATES LIFE INS. CO. (NY) Power Index 5 NY <i>Low Band</i>	A	85	25,000	Single			7.50		0% / 10%	5 yrs		18-80: 3.25+ 81-85: 1.00+
THE UNITED STATES LIFE INS. CO. (NY) Power Index 5 NY <i>High Band</i>	A	85	100,000	Single			8.50		0% / 10%	5 yrs		18-80: 3.25+ 81-85: 1.00+

Fixed Indexed Annuities

Carrier / Product Name	AM Best	Max Issue Age	Min Premium	Premium Type	Premium Bonus	Product Fee	Any Annual P-to-P Cap	Base Rate	Free Withdrawal Yr 1 Yr 2+	SC Years	Riders	Commission
THE UNITED STATES LIFE INS. CO. (NY) Power Index Premier NY <i>Low Band</i>	A	85	25,000	Single			7.75		0% / 10%	7 yrs		0-80: 4.25+ 81-85: 1.00+
THE UNITED STATES LIFE INS. CO. (NY) Power Index Premier NY <i>High Band</i>	A	85	100,000	Single			8.75		0% / 10%	7 yrs		0-80: 4.25+ 81-85: 1.00+
THE UNITED STATES LIFE INS. CO. (NY) Power Index Premier NY with Income Builder <i>Low Band</i>	A	85	25,000	Single			5.50		0% / 10%	7 yrs	Included	0-80: 4.25+ 81-85: 1.00+
THE UNITED STATES LIFE INS. CO. (NY) Power Index Premier NY with Income Builder <i>High Band</i>	A	85	100,000	Single			6.50		0% / 10%	7 yrs	Included	0-80: 4.25+ 81-85: 1.00+